

(19)



Europäisches Patentamt

European Patent Office

Office européen des brevets



(11)

EP 1 123 295 B1

(12)

EUROPEAN PATENT SPECIFICATION

(45) Date of publication and mention
of the grant of the patent:
29.09.2004 Bulletin 2004/40

(51) Int Cl.⁷: **C07D 487/04, A61K 31/505**
// (C07D487/04, 239:00),
C07D239:00

(21) Application number: **99953796.2**

(86) International application number:
PCT/EP1999/007675

(22) Date of filing: **13.10.1999**

(87) International publication number:
WO 2000/024744 (04.05.2000 Gazette 2000/18)

(54) **BICYCLIC NITROGEN HETEROCYCLES**

BICYCLISCHE STICKSTOFFHETEROARYL VERBINDUNGEN

HETEROCYCLES D'AZOTE BICYCLIQUES

(84) Designated Contracting States:
AT BE CH CY DE DK ES FI FR GB GR IE IT LI LU
MC NL PT SE
Designated Extension States:
LT LV RO SI

- **HILL, Christopher, Huw**
Baldock Hertfordshire SG7 6UT (GB)
- **SMITH, Ian, Edward, David**
Wellington, Bedfordshire MK44 3QD (GB)

(30) Priority: **23.10.1998 GB 9823277**
24.08.1999 GB 9920044

(74) Representative: **Braun, Axel et al**
F.Hoffmann-La Roche AG
Patent Department (PLP),
124 Grenzacherstrasse
4070 Basel (CH)

(43) Date of publication of application:
16.08.2001 Bulletin 2001/33

(73) Proprietor: **F. HOFFMANN-LA ROCHE AG**
4002 Basel (CH)

(56) References cited:
WO-A-98/11095 **WO-A-98/28281**
US-A- 5 654 307

(72) Inventors:
• **HARRIS, William**
Henlow, Bedfordshire SG16 6JY (GB)

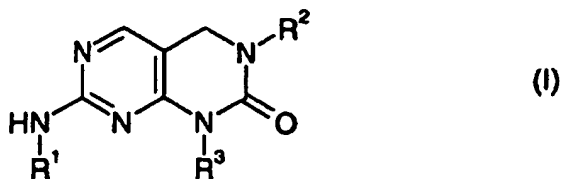
EP 1 123 295 B1

Note: Within nine months from the publication of the mention of the grant of the European patent, any person may give notice to the European Patent Office of opposition to the European patent granted. Notice of opposition shall be filed in a written reasoned statement. It shall not be deemed to have been filed until the opposition fee has been paid. (Art. 99(1) European Patent Convention).

Description

[0001] The present invention relates to bicyclic nitrogen heterocycles. More particularly, the invention is concerned with amino-substituted dihydropyrimido[4,5-d]pyrimidinone derivatives, a process for their manufacture and pharmaceutical preparations containing them.

[0002] The amino-substituted dihydropyrimido[4,5-d]pyrimidinone derivatives provided by the present invention are compounds of the general formula



wherein

R¹ represents hydrogen, lower alkyl, aryl, aryl-lower alkyl, heteroaryl, heteroaryl-lower alkyl, lower cycloalkyl or lower cycloalkyl-lower alkyl,

R² represents lower alkyl, aryl, aryl-lower alkyl, heteroaryl, heteroaryl-lower alkyl, lower cycloalkyl or lower cycloalkyl-lower alkyl, and

R³ represents hydrogen, lower alkyl, aryl, aryl-lower alkyl, heteroaryl, heteroaryl-lower alkyl, lower cycloalkyl, lower cycloalkenyl or lower cycloalkyl-lower alkyl, wherein term "lower alkyl", alone or in combination means a straight-chain or branched-chain alkyl group containing from 1 to 7 carbon atoms;

the term "lower alkoxy" means a lower alkyl group which is bonded via an oxygen atom;

the term "lower cycloalkyl", alone or in combination means a cycloalkyl group containing from 3 to 7 carbon;

the term "lower cycloalkenyl" means a cycloalkenyl group containing from 4 to 7 carbon atoms;

the term "aryl", alone or in combination means a phenyl or naphthyl group which is optionally mono- or multiply-substituted by halogen, lower alkyl, lower alkoxy, lower-alkoxy lower alkyl, trifluoromethyl, hydroxy, hydroxy lower-alkyl, carboxylic acid, carboxylic ester, nitro, amino, phenyl, wherein the substituents may be the same or different, and/or by a group of the formula -Z-NR⁴R⁵ or -Z-OR⁶ in which Z represents a spacer group and R⁴ and R⁵ each individually represent hydrogen or lower alkyl or R⁴ and R⁵ together with the nitrogen atom to which they are attached represent a 4-, 5- or 6-membered saturated or partially unsaturated or 5- or 6-membered aromatic heterocyclic group which contains one or more hetero atoms selected from nitrogen, sulphur and oxygen and which is optionally substituted by lower alkyl, lower alkoxy and/or oxo and/or which is optionally benz-fused, and in which R⁶ is defined as H or lower-alkyl;

the term "spacer group" means -(CH₂)_m- in which m stands for 1, 2, 3 or 4 and -O(CH₂)_n- in which n stands for 2, 3 or 4, wherein the carbon atoms of the -(CH₂)_m- chain may be optionally mono- or di-substituted by lower-alkyl, hydroxy lower-alkyl or lower-alkyloxy lower-alkyl, wherein the substituents may be the same or different;

the term "heteroaryl", alone or in combination, means a 5- or 6-membered heteroaromatic group which contains one or more hetero atoms selected from N, S and O and which may be benz-fused and/or substituted in the same manner as "aryl" defined above; and

the term "halogen" means fluorine, chlorine, bromine or iodine;

and pharmaceutically acceptable salts of basic compounds of formula I with acids, or pharmaceutically acceptable salts of acidic compounds of formula I with bases.

[0003] The compounds of formula I and their aforementioned salts are inhibitors of protein kinases, especially of the T-cell tyrosine kinase p56^{lck}. They can accordingly be used in the treatment or prophylaxis of inflammatory, immunological, oncological, bronchopulmonary, dermatological and cardiovascular disorders, in the treatment of asthma, central nervous system disorders or diabetic complications or for the prevention of graft rejection following transplant surgery.

[0004] Documents defining the general state of the art are:

WO 98 11095 A
WO 98 28281 A

[0005] As used herein, the term "lower alkyl", alone or in combination as in "aryl-lower alkyl", "heteroaryl-lower alkyl" and "lower cycloalkyl-lower alkyl", means a straight-chain or branched-chain alkyl group containing from 1 to 7, preferably from 1 to 4, carbon atoms, such as methyl, ethyl, n-propyl, isopropyl, n-butyl, sec.butyl, tert.butyl, n-pentyl, n-hexyl, n-heptyl and the like.

[0006] The term "lower alkoxy" means a lower alkyl group as defined earlier which is bonded via an oxygen atom, with examples of lower alkoxy groups being methoxy, ethoxy, n-propoxy, isopropoxy, n-butoxy, sec.butoxy, tert.butoxy, n-pentoxy and the like.

[0007] The term "lower cycloalkyl", alone or in combination as in "lower cycloalkyl-lower alkyl", means a cycloalkyl group containing from 3 to 7, preferably from 4 to 6, carbon atoms, i.e. cyclopropyl, cyclobutyl, cyclopentyl, cyclohexyl or cycloheptyl.

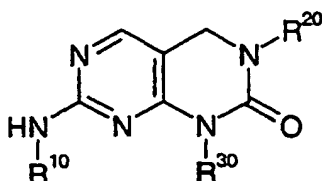
[0008] The term "lower cycloalkenyl" means a cycloalkenyl group containing from 4 to 7 carbon atoms, e.g. cyclobutenyl, cyclopentenyl, cyclohexenyl and the like.

[0009] The term "aryl", alone or in combination as in "aryl-lower alkyl", means a phenyl or naphthyl group which is optionally mono- or multiply-substituted by halogen, lower alkyl, lower alkoxy, lower-alkoxy lower alkyl, trifluoromethyl, hydroxy, hydroxy lower-alkyl, carboxylic acid, carboxylic ester, nitro, amino, phenyl or the like, particularly by halogen, lower alkyl, lower alkoxy, trifluoromethyl, hydroxy, nitro, amino and phenyl, wherein the substituents may be the same or different, and/or by a group of the formula $-Z-NR^4R^5$ or $-Z-OR^6$ in which Z represents a spacer group and R^4 and R^5 each individually represent hydrogen or lower alkyl or R^4 and R^5 together with the nitrogen atom to which they are attached represent a 4-, 5- or 6-membered saturated or partially unsaturated or 5- or 6-membered aromatic heterocyclic group which contains one or more hetero atoms selected from nitrogen, sulphur and oxygen and which is optionally substituted by lower alkyl, lower alkoxy and/or oxo and/or which is optionally benz-fused, and in which R^6 is defined as H or lower-alkyl, preferably H. The term "spacer group" means $-(CH_2)_m-$, in which m stands for 1, 2, 3 or 4 and $-O(CH_2)_n-$ in which n stands for 2, 3 or 4. The carbon atoms of the $-(CH_2)_m$ chain may be optionally mono- or di-substituted by lower-alkyl, hydroxy lower-alkyl or lower-alkyloxy lower-alkyl, wherein the substituents may be the same or different. Pyrrolidinyl, piperidinyl, piperazinyl, morpholinyl and indolyl are examples of heterocyclyl groups formed by R^4 and R^5 together with the nitrogen atom to which they are attached. Thus, the term "aryl" embraces groups such as phenyl, 1-naphthyl, 2-hydroxyphenyl, 3-bromophenyl, 4-methoxyphenyl, 2,6-difluorophenyl, 2,6-dichlorophenyl, 3-(2-aminoethyl)-phenyl, 4-(2-hydroxyethyl)-phenyl, 4-(2-diethylaminoethoxy)-phenyl, 3-(2-phthalimidoethyl)-phenyl and the like.

[0010] The term "heteroaryl", alone or in combination as in "heteroaryl-lower alkyl", means a 5- or 6-membered heteroaromatic group which contains one or more hetero atoms selected from N, S and O and which may be benz-fused and/or substituted in the same manner as "aryl" defined earlier. Examples of typical heteroaryl groups are thienyl, furyl, pyridyl, pyrimidinyl, quinolyl, indolyl, benzofuranyl, imidazole, 1,2,3-triazole, 1,2,4-triazole, tetrazole, thiazole, pyridine-N-oxide and the like.

[0011] The term "halogen" means fluorine, chlorine, bromine or iodine.

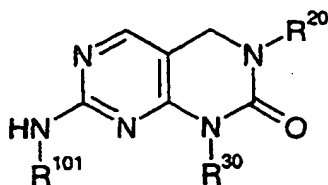
[0012] A preferred class of compounds provided by the present invention comprises those of the general formula



(Ia)

wherein R^{10} represents lower alkyl, aryl or aryl-lower alkyl, R^{20} represents aryl and R^{30} represents hydrogen, lower alkyl, aryl or aryl-lower alkyl.

[0013] Preferred compounds falling under formula Ia have the formula

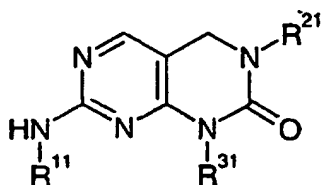


(Ia)

wherein R¹⁰¹ represents aryl and R²⁰ and R³⁰ have the significance given earlier.

R¹⁰¹ preferably represents phenyl. R²⁰ preferably represents halophenyl, especially 2,6-dichlorophenyl. R³⁰ preferably represents phenyl substituted by a group of the formula -Z-NR⁴R⁵ defined hereinbefore.

[0014] Another preferred class of compounds provided by the present invention comprises those of the general formula



(Ib)

wherein R¹¹ represents lower alkyl, R²¹ represents aryl and R³¹ represents heteroaryl-lower alkyl. R¹¹ preferably represents isopropyl and R²¹ preferably represents halophenyl.

[0015] 1-[3-(2-Aminoethyl)phenyl]-7-anilino-3-(2,6-dichlorophenyl)-3,4-dihydropyrimido[4,5-d]pyrimidin-2(1H)-one is a particularly preferred compound of formula I.

[0016] Other representative compounds of the present invention are

3-(2,6-dichlorophenyl)-7-[4-[2-(diethylamino)ethoxy]anilino]-3,4-dihydro-1-methylpyrimido[4,5-d]pyrimidin-2(1H)-one,

3-(2,6-dichlorophenyl)-7-[4-[2-(diethylamino)ethoxy]anilino]-3,4-dihydro-1-phenylpyrimido[4,5-d]pyrimidin-2(1H)-one,

1-benzyl-3-(2,6-dichlorophenyl)-7-[4-[2-(diethylamino)ethoxy]anilino]-3,4-dihydropyrimido[4,5-d]pyrimidin-2(1H)-one,

3-(2,6-dichlorophenyl)-7-[4-[2-(diethylamino)ethoxy]anilino]-3,4-dihydro-1-[(3-pyridyl)-methyl]pyrimido[4,5-d]pyrimidin-2(1H)-one,

3-(2,6-dichlorophenyl)-3,4-dihydro-1-phenyl-7-[(4-pyridyl)amino]pyrimido[4,5-d]pyrimidin-2(1H)-one,

7-[4-[2-(diethylamino)ethoxy]anilino]-3-(2,6-difluorophenyl)-3,4-dihydro-1-methylpyrimido[4,5-d]pyrimidin-2(1H)-one,

3-(2,4-dichlorophenyl)-7-[4-[2-(diethylamino)ethoxy]anilino]-3,4-dihydro-1-methylpyrimido[4,5-d]pyrimidin-2(1H)-one and

3-(2,6-dichlorophenyl)-1-[2-cyclohexen-1(RS)-yl]-7-[4-[2-(diethylamino)ethoxy]-anilino]-3,4-dihydropyrimido[4,5-d]pyrimidin-2(1H)-one.

[0017] Other preferred compounds are

1-[3-(2-aminoethyl)phenyl]-7-anilino-3-(2-bromophenyl)-3,4-dihydropyrimido[4,5-d]pyrimidin-2(1H)-one,

1-[3-(2-aminoethyl)phenyl]-7-anilino-3,4-dihydro-3-(2,6-dimethylphenyl)-pyrimido[4,5-d]pyrimidin-2(1H)-one,

3-(2-bromophenyl)-7-[4-[2-(diethylamino)ethoxy]anilino]-3,4-dihydro-1-[3-(2-hydroxyethyl)phenyl]pyrimido[4,5-d]pyrimidin-2(1H)-one,

1-[3-((2-amino-1,1-dimethyl)ethyl)phenyl]-7-anilino-3-(2-bromophenyl)-3,4-dihydropyrimido[4,5-d]pyrimidin-2(1H)-one,

1-[3-(2-aminoethyl)phenyl]-3-(2-bromophenyl)-7-(4-methoxyanilino)-3,4-dihydropyrimido[4,5-d]pyrimidin-2(1H)-one,

7-anilino-3-(2-bromophenyl)-3,4-dihydro-1-[4-(hydroxymethyl)phenyl]-pyrimido[4,5-d]pyrimidin-2(1H)-one,

1-[4-(aminomethyl)phenyl]-7-anilino-3-(2-bromophenyl)-3,4-dihydropyrimido[4,5-d]pyrimidin-2(1H)-one,

7-anilino-3-(2,6-dichlorophenyl)-3,4-dihydro-1-[3-[2-(methylamino)ethyl]-phenyl]pyrimido[4,5-d]pyrimidin-2(1H)-one.

one,

7-anilino-3-(2,6-dichlorophenyl)-3,4-dihydro-1-[3-[2-(dimethylamino)ethyl]-phenyl]pyrimido[4,5-d]pyrimidin-2(1H)-one,

1-[3-(2-aminoethyl)phenyl]-7-anilino-3-(2,4-dichlorophenyl)-3,4-dihydropyrimido[4,5-d]pyrimidin-2(1H)-one,

7-anilino-3-(2,4-dichlorophenyl)-3,4-dihydro-1-[3-[2-(methylamino)ethyl]-phenyl]pyrimido[4,5-d]pyrimidin-2(1H)-one,

1-[4-(2-aminoethyl)phenyl]-7-anilino-3-(2,4-dichlorophenyl)-3,4-dihydropyrimido[4,5-d]pyrimidin-2(1H)-one,

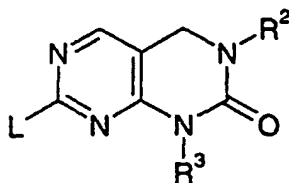
3-(2,4-dichlorophenyl)-7-[4-[2-(diethylamino)ethoxy]anilino]-3,4-dihydro-1-[3-(2-hydroxyethyl)phenyl]pyrimido[4,5-d]pyrimidin-2(1H)-one,

3-(2,4-dichlorophenyl)-7-[4-[2-(diethylamino)ethoxy]anilino]-3,4-dihydro-1-[3-(2-(dimethylamino)ethyl)phenyl]pyrimido[4,5-d]pyrimidin-2(1H)-one and

1-[3-(1-aminomethyl-1-ethyl-propyl)-phenyl]-3-(2,6-dichloro-phenyl)-7-phenylamino-3,4-dihydro-pyrimido[4,5-d]pyrimidin-2(1H)-one.

[0018] According to the process provided by the present invention, the aforementioned amino-substituted dihydropyrimido[4,5-d]pyrimidinone derivatives are manufactured by

(a) reacting a compound of the general formula



(II)

wherein R^2 and R^3 have the significance given earlier with the proviso that any hydroxy, amino or carboxylic acid group present may be in protected form, and L signifies benzyl sulphonyl or lower alkanesulphonyl, with an amine of the general formula



wherein R^1 has the significance given earlier, with the proviso that any hydroxy, amino or carboxylic acid group present may be in protected form, and, where required, converting a protected hydroxy or protected amino or protected carboxylic acid group present in the reaction product into a free hydroxy or free amino or free carboxylic acid group,

or

b) for the manufacture of a compound of formula I in which R^1 represents hydrogen, cleaving off the aryl-methyl group from a compound of formula I in which R^1 signifies aryl-methyl, and

c) if desired, converting a basic compound of formula I obtained into a pharmaceutically acceptable salt with an acid, or converting an acidic compound of formula I obtained into a pharmaceutically acceptable salt with a base.

[0019] A protected hydroxy or protected amino or protected carboxylic acid group present in a starting material of formula II or III, i.e. on an aryl or heteroaryl substituent R^1 , R^2 and/or R^3 , can be any conventional protected hydroxy or protected amino or protected carboxylic acid group. Thus, for example, a hydroxy group can be protected in the form of an ether, e.g. the methyl ether, or an ester, e.g. the ethyl ester. With respect to protected amino, phthalimido is an example of such a group. An example of a protected carboxylic acid is an ester, e.g. methyl ester.

[0020] The reaction of a compound of formula II with an amine of formula III in accordance with embodiment (a) of the process can be carried out in the presence or absence of a solvent. When a solvent is used, this can conveniently be a halogenated aliphatic hydrocarbon, e.g. dichloromethane or 1,2-dichloroethane, an open-chain ether, e.g. diethyl ether or diisopropyl ether, a cyclic ether, e.g. tetrahydrofuran, an optionally halogenated aromatic hydrocarbon, e.g. benzene, toluene, a xylene or chlorobenzene, or a formamide, e.g. dimethylformamide. Suitably, the reaction is carried out at a temperature in the range of about 0°C to about 200°C , preferably at about 100°C to about 200°C .

[0021] The conversion of a protected hydroxy group or a protected amino or a protected carboxylic acid group present in a product obtained by reacting a compound of formula II with an amine of formula III can be carried out in a manner

known per se. Thus, for example, an ether such as the methyl ether can be converted into hydroxy by treatment with hydrobromic acid and an ester such as the ethyl ester can be converted into hydroxy using an alkali metal aluminium hydride such as lithium aluminium hydride. Again, for example, the phthalimido group can be converted into amino by treatment with hydrazine hydrate. The ester, e.g. methyl ester can, in turn, be converted into carboxylic acid, for example, by reacting with an alkali metal hydroxide.

5 **[0022]** The cleavage of an aryl-methyl group, e.g. lower-alkoxybenzyl such as 4-methoxybenzyl, from a compound of formula I in which R¹ signifies aryl-methyl in accordance with embodiment (b) of the process can be carried out using methods which are known per se. For example, the cleavage can be carried out using trifluoroacetic acid, conveniently at an elevated temperature, preferably at the reflux temperature of the reaction mixture.

10 **[0023]** Compounds of formula I which are basic can form salts with inorganic acids, e.g. hydrohalic acids such as hydrochloric acid or hydrobromic acid, sulphuric acid, nitric acid or phosphoric acid, or with organic acids, e.g. formic acid, acetic acid, trifluoroacetic acid, citric acid, fumaric acid, malic acid, maleic acid, succinic acid, tartaric acid, salicylic acid, methanesulphonic acid, ethanesulphonic acid, 4-toluenesulphonic acid and the like. Compounds of formula I which are acidic can form salts with bases e.g. metals or amines, such as alkali and alkaline earth metals or organic

15 amines. Examples of metals used as cations are sodium, potassium, magnesium, calcium and the like. Examples of suitable amines are ethylenediamine, monoethanolamine, diethanolamine and the like. In accordance with embodiment (c) of the process, these salts can be formed and isolated in a manner known per se. Salts of basic compounds of formula I with acids are preferred.

20 **[0024]** The starting materials of formula II are novel and also form an object of the present invention. They can be prepared as illustrated in Scheme I hereinafter in which R² and R³ have the significance given earlier, subject to the foregoing proviso and R⁷ represents lower alkyl or benzyl.

25

30

35

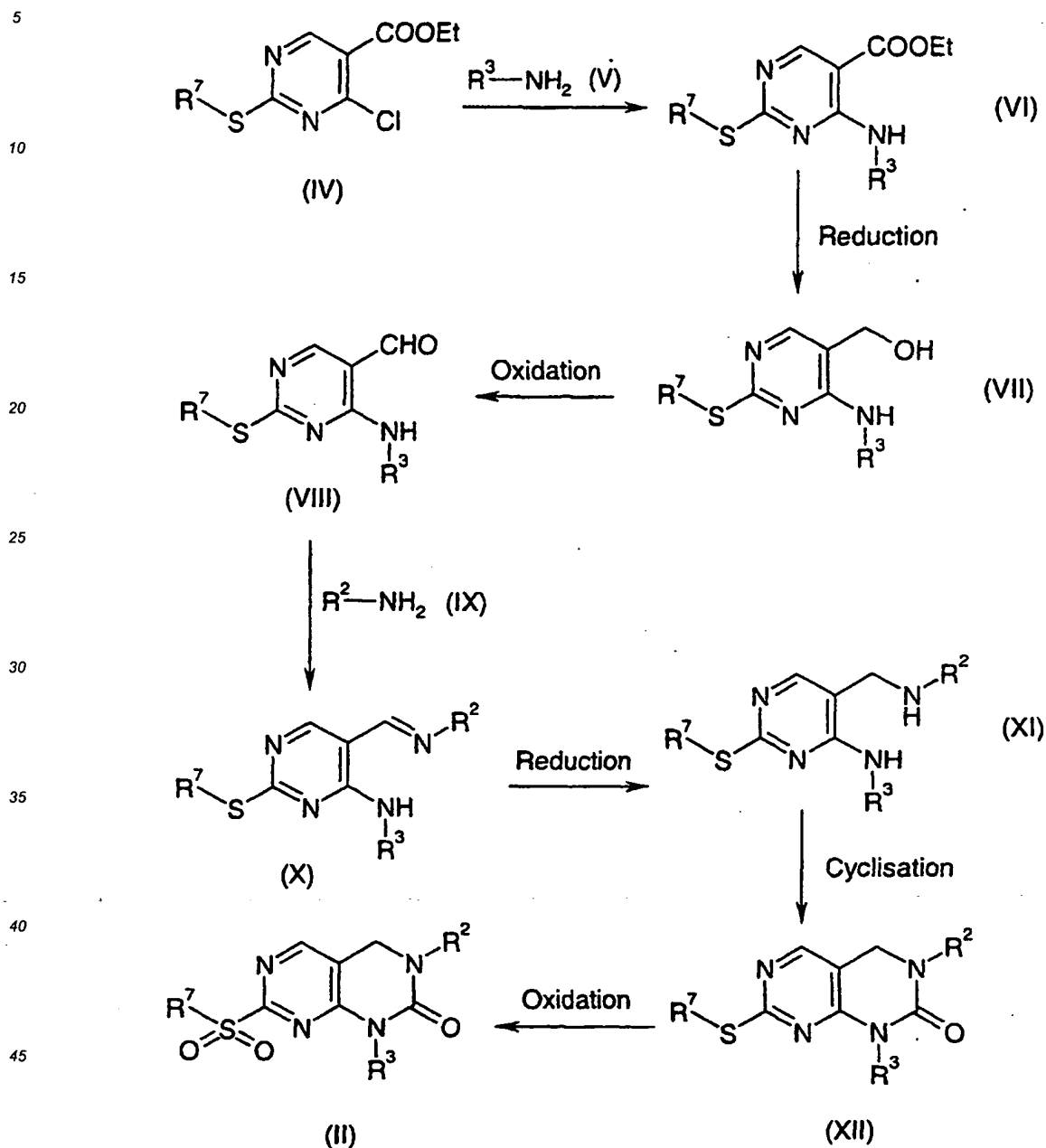
40

45

50

55

Scheme I



[0025] Having regard to Scheme I, in the first step a compound of formula IV is reacted with a compound of formula V to give a compound of formula VI. This reaction is conveniently carried out in a solvent which is inert under the reaction conditions, preferably a halogenated aliphatic hydrocarbon, especially dichloromethane, an optionally halogenated aromatic hydrocarbon, an open-chain or cyclic ether, a formamide or a lower alkanol. Suitably, the reaction is carried out at about -20°C to about 120°C .

[0026] The next step comprises the reduction of a compound of formula VI to give an alcohol of formula VII. This reduction is carried out using lithium aluminium hydride in a manner known per se, e.g. in a solvent which is inert under the conditions of the reduction, preferably an open-chain or cyclic ether, especially tetrahydrofuran, at about -20°C to

about 70°C, preferably at about 0°C to about room temperature.

[0027] Oxidation of an alcohol of formula VII in the next step yields a carboxaldehyde of formula VIII. This oxidation is carried out with manganese dioxide in a manner known per se, conveniently in a solvent which is inert under the oxidation conditions, preferably a halogenated aliphatic hydrocarbon, especially dichloromethane, or an optionally halogenated aromatic hydrocarbon. Suitably, the oxidation is carried out at about 0°C to about 60°C.

[0028] Reaction of a carboxaldehyde of formula VIII with an amine of formula IX in the next step yields a compound of formula X. This reaction may be carried out in the presence of an acid, e.g. an aromatic sulphonic acid, preferably 4-toluenesulphonic acid, with azeotropic removal of the water formed during the reaction. Conveniently, the reaction is carried out in a solvent which is inert under the reaction conditions, preferably an optionally halogenated aromatic hydrocarbon, especially toluene, and at a temperature of about 70°C to about 150°C, especially at the reflux temperature of the solvent.

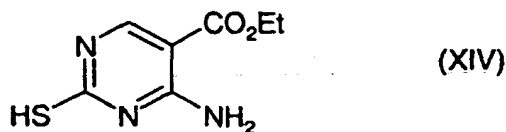
[0029] The next step comprises the reduction of a compound of formula X to give a compound of formula XI. This reduction is carried out using sodium borohydride, lithium aluminium hydride or sodium triacetoxyborohydride in a manner known per se. Preferably, the compound of formula X is not purified, but rather the reaction mixture in which it is prepared is concentrated and the concentrate obtained is taken up in a solvent which is inert under the conditions of the reduction, preferably an open-chain or cyclic ether, especially tetrahydrofuran or an optionally halogenated aromatic hydrocarbon or a lower alkanol, and then treated with an aforementioned reducing agents. The reduction is suitably carried out at about 0°C to about 100°C, preferably at about 25°C

[0030] Cyclisation of a compound of formula XI yields a compound of formula XII. This cyclisation is effected by reaction with phosgene or trichloromethyl chloroformate in a manner known per se, conveniently in the presence of a tertiary organic base, preferably a tri(lower alkyl)amine, especially triethylamine, and in a solvent which is inert under the conditions of the reaction, preferably an open-chain or cyclic ether, especially tetrahydrophosgene and treating the reaction product (a compound corresponding to formulae XII or II in which R³ signifies aryl substituted by a group of the formula -(CH₂)_m-Cl, wherein m has the significance given earlier) with an alkali metal salt of phthalimide, preferably the potassium salt.


[0031] Furthermore, compounds of formula XII in scheme I, starting materials of formula II, or compounds of formula I where any of R¹-R³ contain aryl substituted by a group Z-NR⁴R⁵ may be prepared from the corresponding compounds substituted by Z-OH by standard methods, for example by activation as the methanesulphonate or toluenesulphonate, and reaction with an amine HNR⁴R⁵, or by reaction with HNR⁴R⁵ under Mitsunobu conditions.

[0032] When any of R¹-R³ include a nitrogen-containing heteroaryl group, the process may lead to N-oxide formation. The N-oxides can be converted to the free N compounds by standard methods, for example, by reaction with triphenyl phosphine.

[0033] In an alternative procedure for the preparation of compounds of formula VI in Scheme I in which R³ represents hydrogen, ethyl 4-amino-2-mercapto-pyrimidine-5-carboxylate of the formula



can be reacted with a compound of the general formula



wherein R⁷ has the significance given earlier, and wherein L has the same significance as given for structure XIII.

[0034] The reaction of the compound of formula XIV with a compound of formula XV is conveniently carried out in a solvent which is inert under the reaction conditions, preferably a ketone, especially acetone, a halogenated aliphatic hydrocarbon, an optionally halogenated aromatic hydrocarbon, an open-chain or cyclic ether or a formamide. Suitably, the reaction is effected at about -20°C to about 100°C, preferably at about 20°C

[0035] The compounds of formulae IV, XIII, XIV and XV hereinbefore are known compounds or analogues of known compounds. A compound of formula IV, where R⁷ is methyl is commercially available from Sigma-Aldrich Company Ltd. or, where R⁷ is benzyl, may be synthesised as described by Peters, E. et al.; J.Amer.Chem.Soc., 64, 794-795, 1942. Compound XIV is commercially available from Lancaster Synthesis Ltd. Compounds of formula XIII and XV are

commercially available, for example, when L is halogen like methyl and ethyl iodide or benzyl bromide from Sigma-Aldrich Company Ltd. or, where L is a sulphonate like n-butyl methanesulphonate or ethyl 4-toluenesulphonate from Lancaster Synthesis Ltd.

5 [0036] The amine starting materials of formulae III, V and IX hereinbefore, insofar as they are not known compounds or analogues of known compounds, can be prepared in a similar manner to the known compounds or as illustrated in the following Examples. In particular, compounds of formulae III, V and IX are commercially available, for example, from Sigma-Aldrich Company Ltd. or Lancaster Synthesis Ltd., or may be synthesised by standard methods as illustrated in Examples 1, 15, 16, 27, 37, 57, 61, 63, 77, 84, and 85. Generally, the aromatic and heteroaromatic amines can be prepared, for example, from the corresponding nitro compounds by reduction with, for example, Raney Nickel, 10 or by catalytic hydrogenation. The nitro compounds in turn may be prepared by nitration of an aromatic or heteroaromatic compound. Alkyl amines, including those that contain aromatic or heteroaromatic groups, can be prepared, for example, by reacting the corresponding compounds bearing a leaving group with ammonia or a group such as azide that can be converted to an amine by known methods. Examples of such leaving groups are sulphonates, prepared in turn from the corresponding alcohols, or halides. Alternatively, the alkyl amines may be prepared from cyano compounds by reduction. Therefore, the amines are accessible, for example, from commercially available alcohols, halides and nitriles. 15

[0037] The intermediates of formula XI in Scheme I may also be prepared as illustrated in Scheme II, in which R², R³ and R⁷ have the significance given earlier. R⁸ is either ethyl or 4-methoxybenzyl. 20

25

30

35

40

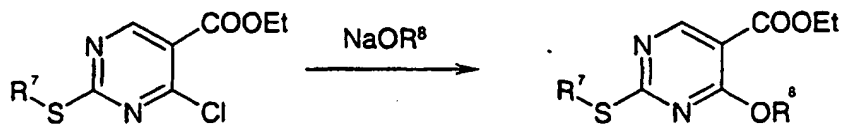
45

50

55

Scheme II

5

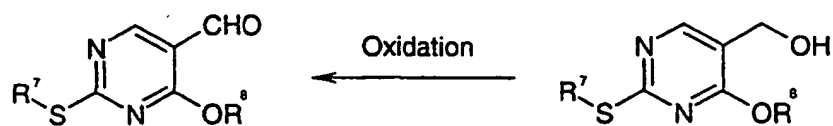


10

(IV)

(XVI)

15

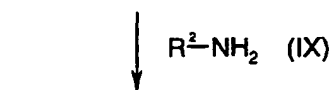


20

(XVIII)


(XVII)

25



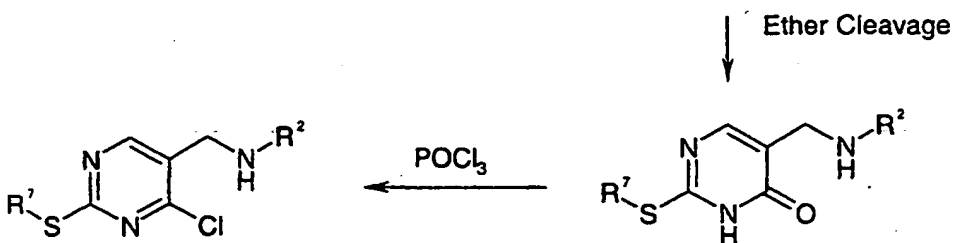
30

(XIX)



(XX)

35

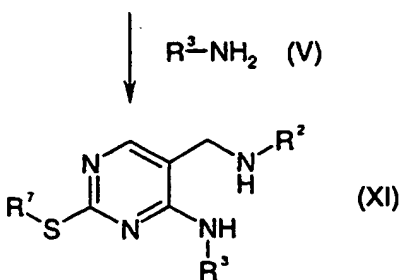


40

(XXII)

(XXI)

45



50

55

(XI)

[0038] Having regard to Scheme II, in the first step a compound of formula (IV) is reacted with either sodium ethoxide in ethanol, or the sodium salt of 4-methoxy benzyl alcohol in tetrahydrofuran, at a temperature of about 0°C to about room temperature, to give a compound of formula (XVI).

[0039] In the next step compound (XVI) is reduced to an alcohol of formula (XVII). The reaction is carried out with di-isobutyl aluminium hydride or lithium aluminium hydride in a manner known per se, in a solvent that is inert under the reaction conditions, preferably a halogenated aliphatic hydrocarbon, especially dichloromethane, or an open-chain or cyclic ether, especially tetrahydrofuran. Suitably, the reaction is conducted at a temperature of about -78°C to about room temperature.

[0040] Oxidation of an alcohol of formula (XVII) yields a carboxaldehyde of formula (XVIII). This oxidation is carried out with manganese dioxide in a manner known per se, conveniently in a solvent which is inert under the oxidation conditions, preferably a halogenated aliphatic hydrocarbon, especially dichloromethane, or an optionally halogenated aromatic hydrocarbon. Suitably, the oxidation is carried out at about 0°C to about 60°C.

[0041] Reaction of a carboxaldehyde of formula (XVIII) with an amine of formula (IX) in the next step yields a compound of formula (XIX). This reaction may be carried out in the presence of an acid, e.g. an aromatic sulphonic acid, preferably 4-toluenesulphonic acid, with azeotropic removal of the water formed during the reaction. Conveniently, the reaction is carried out in a solvent which is inert under the reaction conditions, preferably an optionally halogenated aromatic hydrocarbon, especially toluene, and at a temperature of about 70°C to about 150°C, especially at the reflux temperature of the solvent.

[0042] The next step comprises the reduction of a compound of formula (XIX) to give a compound of formula (XX). This reduction is carried out using sodium borohydride, lithium aluminium hydride or sodium triacetoxy borohydride in a manner known per se. Preferably, the compound of formula (XIX) is not purified, but rather the reaction mixture in which it is prepared is concentrated and the concentrate obtained is taken up in a solvent which is inert under the conditions of the reduction, preferably an open-chain or cyclic ether, especially tetrahydrofuran or an optionally halogenated aromatic hydrocarbon or a lower alkanol, and then treated with an aforementioned reducing agent. Alternatively, the reaction mixture containing compound (XIX) may be added without concentration to a solution of one of the aforementioned reducing agents in a solvent which is inert under the conditions of the reduction, preferably an open-chain or cyclic ether, especially tetrahydrofuran or an optionally halogenated aromatic hydrocarbon or a lower alkanol.

[0043] In the ether cleavage step, a compound of formula (XX) is reacted with concentrated sulphuric acid, where R⁸ is ethyl, or with trifluoroacetic acid, where R⁸ is 4-methoxybenzyl, to give a pyridone of formula (XXI). The reaction is carried out using the reagent as solvent. In the case of sulphuric acid, the reaction is conducted at about 120°C, and in the case of trifluoroacetic acid at its reflux temperature.

[0044] Reaction of a compound of formula (XXI) with phosphorus oxychloride in the next step gives a compound of formula (XXII). The reaction is carried out using phosphorus oxychloride as the solvent at a temperature of about 100°C.

[0045] A chloride of formula (XXII) is reacted with a compound of formula (V) to give the intermediate (XI). The reaction can be carried out in the presence or absence of a solvent. When a solvent is used, this can conveniently be a halogenated aliphatic hydrocarbon, e.g. dichloromethane or 1,2-dichloroethane, an open-chain ether, e.g. diethyl ether or diisopropyl ether, a cyclic ether, e.g. tetrahydrofuran, an optionally halogenated hydrocarbon, e.g. benzene, toluene, xylene or chlorobenzene, or a formamide, e.g. dimethyl formamide. The reaction is conducted in the presence of a base, especially a tertiary amine, e.g. diethylaniline. Suitably, the reaction is carried out at a temperature in the range of about 0°C to about 200°C, preferably at about 100°C to about 200°C.

[0046] As mentioned earlier, the compounds of formula I, the pharmaceutically acceptable salts of basic compounds of formula I with acids, and the pharmaceutically acceptable salts of acidic compounds of formula I with bases, are all inhibitors of the T-cell tyrosine kinase p56^{lck} which will down-regulate T-cell activation leading to immunosuppression and decrease inflammation. Therefore, the compounds of the invention are anti-inflammatory agents which can be used in combating the inflammatory condition which occurs in various diseases, as well as immunosuppressives which can be used, for example, for preventing graft rejection in transplantation therapy. This activity can be demonstrated using the following test procedure.

[0047] Reaction mixtures (25 µl) containing human recombinant p56^{lck}, 10 mM MnCl₂, 10 µM ATP, 0.2 mM sodium vanadate, 20 µM peptide substrate (AlaGluGluGluIleTyrGlyGluPheGluAlaLysLysLysLys, [γ -³³P] ATP (1000-2000 cpm/pmol) in 25 mM HEPES buffer (pH 7.5) and 0.1% Triton X-100 are incubated at 30°C for 60 minutes and the reaction is then stopped by the addition of 10 µl of 2% orthophosphoric acid. Radiolabelled peptide is separated from unreacted [γ -³³P] ATP by filtration through Millipore Multiscreen phosphocellulose cation exchange paper filters. Bound peptide is washed with 0.5% orthophosphoric acid and incorporated radioactivity is determined by scintillation spectrometry.

[0048] The degree of enzyme blockade at each concentration of test compound is calculated from the following equation:

$$\frac{\text{CPM incorporated (+ test compound + enzyme)}}{\text{CPM incorporated (- test compound + enzyme)}} \times 100$$

[0049] The IC_{50} value is that concentration of test compound which reduces by 50% the protein kinase-induced incorporation of the radiolabel under the test conditions described earlier.

1-[3-(2-Aminoethyl)phenyl]-7-anilino-3-(2,6-dichlorophenyl)-3,4-dihydropyrimido[4,5-d]pyrimidin-2(1H)-one has an IC_{50} of 0.03 nM in the aforementioned test. Further examples are given in the following table:

Compound of Example	IC_{50} (nM)
1	10
7	0.6
10	19
22	265
50	6
63	17
82	0.4
85	7

[0050] The compounds of formula I, the pharmaceutically acceptable salts of basic compounds of formula I with acids and the pharmaceutically acceptable salts of acidic compounds of formula I with bases can be used as medicaments, e.g. in the form of pharmaceutical preparations especially for the treatment or prophylaxis of inflammatory, immunological, oncological, bronchopulmonary, dermatological and cardiovascular disorders, in the treatment of asthma, central nervous system disorders or diabetic complications or for the prevention of graft rejection following transplant surgery. The pharmaceutical preparations can be administered enterally, e.g. orally in the form of tablets, coated tablets, dragées, hard and soft gelatine capsules, solutions, emulsions or suspensions, nasally, e.g. in the form of nasal sprays, or rectally, e.g. in the form of suppositories. However, they may also be administered parenterally, e.g. in the form of injection solutions.

[0051] The compounds of formula I and their aforementioned pharmaceutically acceptable salts can be processed with pharmaceutically inert, organic or inorganic carriers for the production of pharmaceutical preparations. Lactose, corn starch or derivatives thereof, talc, stearic acid or its salts and the like can be used, for example, as such carriers for tablets, coated tablets, dragées and hard gelatine capsules. Suitable carriers for soft gelatine capsules are, for example, vegetable oils, waxes, fats, semi-solid and liquid polyols and the like; depending on the nature of the active ingredient no carriers are, however, usually required in the case of soft gelatine capsules. Suitable carriers for the production of solutions and syrups are, for example, water, polyols, sucrose, invert sugar, glucose and the like. Suitable carriers for suppositories are, for example, natural or hardened oils, waxes, fats, semi-liquid or liquid polyols and the like.

[0052] The pharmaceutical preparations can also contain preservatives, solubilizers, stabilizers, wetting agents, emulsifiers, sweeteners, colorants, flavorants, salts for varying the osmotic pressure, buffers, masking agents or antioxidants. They can also contain therapeutically valuable substances other than the compounds of formula I and their aforementioned pharmaceutically acceptable salts.

[0053] Medicaments which contain a compound of formula I or a pharmaceutically acceptable salt thereof in association with a compatible pharmaceutical carrier material are also an object of the present invention, as is a process for the production of such medicaments which comprises bringing one or more of these compounds or salts and, if desired, one or more other therapeutically valuable substances into a galenical administration form together with a compatible pharmaceutical carrier.

[0054] As mentioned earlier, the compounds of formula I and their aforementioned pharmaceutically acceptable salts can be used in accordance with the invention as therapeutically active substances, especially as anti-inflammatory agents or for the prevention of graft rejection following transplant surgery. The dosage can vary within wide limits and will, of course, be fitted to the individual requirements in each particular case. In general, in the case of administration to adults a convenient daily dosage should be about 0.1 mg/kg to about 100 mg/kg, preferably about 0.5 mg/kg to about 5 mg/kg. The daily dosage may be administered as a single dose or in divided doses and, in addition, the upper dosage limit referred to earlier may be exceeded when this is found to be indicated.

[0055] Finally, the use of compounds of formula I and their aforementioned pharmaceutically acceptable salts for the manufacture of medicaments, especially in the treatment or prophylaxis of inflammatory, immunological, oncological, bronchopulmonary, dermatological and cardiovascular disorders, in the treatment of asthma, central nervous system disorders or diabetic complications or for the prevention of graft rejection following transplant surgery, is also an object of the invention.

[0056] The following Examples illustrate the present invention in more detail, but are not intended to limit its scope in any manner.

Example 1

[0057] A mixture of 2.55 g (6.6 mmol) of 3-(2,6-dichlorophenyl)-7-methanesulphonyl-3,4-dihydro-1-methylpyrimido[4,5-d]pyrimidin-2(1H)-one and 7 g (34 mmol) of 4-[2-(diethylamino)ethoxy]-aniline was heated at 180°C for 35 minutes and then cooled. The residue was chromatographed on silica gel using firstly 5% methanol in dichloromethane and then dichloromethane/methanol/acetic acid/water (240:24:3:2) for the elution. Product-containing fractions were combined and evaporated. The residue was evaporated with toluene and then dissolved in 150 ml of dichloromethane. The solution was washed with 100 ml of saturated aqueous sodium bicarbonate solution, dried over magnesium sulphate and evaporated to give 1.18 g (35%) of crude product. Purification by crystallisation from cyclohexane/ethyl acetate gave 310 mg (9%) of pure 3-(2,6-dichlorophenyl)-7-[4-[2-(diethylamino)ethoxy]anilino]-3,4-dihydro-1-methylpyrimido[4,5-d]pyrimidin-2(1H)-one as a white solid of melting point 123-124°C.

[0058] The 3-(2,6-dichlorophenyl)-7-methanesulphonyl-3,4-dihydro-1-methylpyrimido[4,5-d]pyrimidin-2(1H)-one used as the starting material was prepared as follows:

a) A solution of 20 g (86 mmol) of ethyl 4-chloro-2-methylthiopyrimidine-5-carboxylate in 250 ml of dichloromethane was cooled to 0°C and treated slowly with 35 ml (281 mmol) of a 33% solution of methylamine in ethanol. After stirring for 30 minutes 150 ml of water were added and the phases were separated. The organic phase was dried over magnesium sulphate and filtered. The filtrate was evaporated under reduced pressure to give 19 g (97%) of ethyl 4-methylamino-2-methylthiopyrimidine-5-carboxylate as a white solid.

b) 9 g (237 mmol) of lithium aluminium hydride were stirred in 300 ml of dry tetrahydrofuran and treated dropwise with a solution of 34 g (143 mmol) of ethyl 4-methylamino-2-methylthio-pyrimidine-5-carboxylate in 300 ml of dry tetrahydrofuran and left to stand for 15 minutes. The mixture was cooled in ice and cautiously treated dropwise with 18 ml of water. 36 ml of 2M sodium hydroxide solution were added dropwise, followed by 48 ml of water. The resulting suspension was stirred for 17 hours at room temperature and then filtered. The filter residue was washed twice with 100 ml of ethyl acetate each time and the combined filtrate and washings were evaporated under reduced pressure. The residue was suspended in 200 ml of dichloromethane/hexane (2:1) and the solid was filtered off and dried to give 23.5 g (86%) of 4-methylamino-2-methylthiopyrimidine-5-methanol as a yellow solid.

c) 20 g (108 mmol) of 4-methylamino-2-methylthiopyrimidine-5-methanol were stirred in 1 l of dichloromethane and treated with 87 g (1 mol) of manganese dioxide. The resulting suspension was stirred for 24 hours and then filtered through a filter aid. The filter residue was washed with 100 ml of dichloromethane and the combined filtrate and washings were evaporated under reduced pressure to give 15.8 g (80%) of 4-methylamino-2-methylthiopyrimidine-5-carboxaldehyde as a white solid.

d) A mixture of 6 g (32.8 mmol) of 4-methylamino-2-methylthiopyrimidine-5-carboxaldehyde, 5.5 g (33.9 mmol) of 2,6-dichloroaniline and 1 g (5.3 mmol) of 4-toluenesulphonic acid in 70 ml of toluene was heated under reflux with azeotropic removal of water for 17 hours. The mixture was concentrated to a volume of about 10 ml under reduced pressure and then treated with 120 ml of ethanol. The suspension obtained was heated to 75°C and treated over a period of 15 minutes with 6.2 g (160 mmol) of sodium borohydride pellets. The mixture was stirred for a further 15 minutes and cooled to room temperature. The solvent was evaporated under reduced pressure and the residue was stirred in a mixture of 200 ml of 2M sodium hydroxide solution and 200 ml of ethyl acetate for 1 hour. The phases were separated and the organic phase was dried over magnesium sulphate and filtered. Evaporation of the filtrate under reduced pressure and flash chromatography of the residue using diethyl ether/hexane (3:7) for the elution gave 5.2 g (48%) of 5-(2,6-dichlorophenyl)aminomethyl-4-methylamino-2-methylthio-pyrimidine as a white solid.

e) A stirred solution, cooled in ice, of 12 ml of phosgene (20% solution in toluene; 23 mmol) in 100 ml of tetrahydrofuran was treated dropwise with a solution of 5 g (15.2 mmol) of 5-(2,6-dichlorophenyl)aminomethyl-4-methylamino-2-methylthiopyrimidine and 4 ml (29 mmol) of triethylamine in 80 ml of tetrahydrofuran. After stirring for 1 hour the mixture was treated with 100 ml of saturated aqueous ammonium chloride solution and the phases were separated. The aqueous phase was extracted with 100 ml of tetrahydrofuran and the combined organic solutions were dried over magnesium sulphate and filtered. The filtrate was concentrated under reduced pressure to give 4.8 g (89%) of 3-(2,6-dichlorophenyl)-7-methylthio-3,4-dihydro-1-methylpyrimido[4,5-d]pyrimidin-2(1H)-one as a white solid.

f) A solution of 5 g (14.1 mmol) of 3-(2,6-dichlorophenyl)-7-methylthio-3,4-dihydro-1-methylpyrimido[4,5-d]pyrimidin-2(1H)-one in 200 ml of dichloromethane was cooled in ice and treated with 10 g (28.9 mmol) of 3-chloroper-

benzoic acid. The mixture was stirred at room temperature for 17 hours, then treated with 2 ml of dimethyl sulphoxide and left to stand for 10 minutes. 100 ml of saturated aqueous sodium bicarbonate solution were then added and the phases were separated. The organic phase was dried over magnesium sulphate and filtered. Concentration of the filtrate under reduced pressure gave 5 g (92%) of 3-(2,6-dichlorophenyl)-7-methanesulphonyl-3,4-dihydro-1-methylpyrimido[4,5-d]pyrimidin-2(1H)-one as a white solid.

[0059] The 4-[2-(diethylamino)ethoxy]-aniline used as the starting material was prepared as follows:

i) A solution of 27.8 g (0.2 mol) of 4-nitrophenol in 500 ml of ethanol was treated with 15 g (0.22 mol) of sodium ethoxide. After stirring at room temperature for 30 minutes the solvent was removed under reduced pressure. The residual yellow solid was stirred in a mixture of 160 ml of xylene and 30 ml of water and then treated with 41.4 g (0.3 mol) of potassium carbonate and 34.4 g (0.2 mol) of 2-diethylaminoethyl chloride hydrochloride. The mixture was heated under reflux for 17 hours and filtered while hot. The filter residue was washed with hot xylene and the combined filtrate and washings were evaporated under reduced pressure. Distillation of the residue under a high vacuum gave 31.4 g (66%) of 4-[2-(diethylamino)ethoxy]-nitrobenzene as a liquid.

ii) A solution of 5 g (21 mmol) of 4-[2-(diethylamino)ethoxy]-nitrobenzene in 50 ml of ethanol was hydrogenated over 100 mg of 10% palladium-on-carbon at room temperature and under atmospheric pressure. After 4 hours the suspension was filtered through a filter aid and the filtrate was evaporated under reduced pressure to give 4 g (92%) of 4-[2-(diethylamino)ethoxy]-aniline as an oil.

Example 2

[0060] A mixture of 100 mg (0.31 mmol) of 3-(2-chlorophenyl)-7-methanesulphonyl 3,4-dihydro-1-methylpyrimido[4,5-d]pyrimidin-2(1H)-one and 300 mg (1.4 mmol) of 4-[2-(diethylamino)ethoxy] aniline was heated at 180°C for 30 minutes and then cooled. The residue was chromatographed on silica gel using dichloromethane/methanol/acetic acid/water (240:24:3:2) for the elution. Product-containing fractions were combined and evaporated. The residue was evaporated with toluene and then dissolved in 40 ml of dichloromethane. The solution was washed with 40 ml of saturated sodium bicarbonate solution, dried over magnesium sulphate, filtered and evaporated to give 20 mg (15%) of 3-(2-chlorophenyl)-7-[4-[2-(diethylamino)ethoxy]anilino]-3,4-dihydro-1-methylpyrimido[4,5-d]pyrimidin-2(1H)-one as a white solid of melting point 150-151°C.

[0061] The 3-(2-chlorophenyl)-7-methanesulphonyl-3,4-dihydro-1-methyl-pyrimidin-2(1H)-one used as the starting material was prepared in an analogous manner to that described in Example 1 a)-f) using 2-chloroaniline in place of 2,6-dichloroaniline.

Example 3

[0062] A mixture of 100 mg (0.31 mmol) of 3-phenyl-7-methanesulphonyl-3,4-dihydro-1-methylpyrimido[4,5-d]pyrimidin-2(1H)-one and 300 mg (1.4 mmol) of 4-[2-(diethylamino)ethoxy]aniline was heated at 170-180°C for 10 minutes and then cooled. The residue was chromatographed on silica gel using dichloromethane/methanol/acetic acid/water (240:24:3:2) for the elution. Product-containing fractions were combined and evaporated. The residue was evaporated with toluene and then dissolved in 40 ml of dichloromethane. The solution was washed with 40 ml of saturated sodium bicarbonate solution, dried over magnesium sulphate, filtered and evaporated. The residual solid was purified by crystallisation from cyclohexane/ethyl acetate to give 14 mg (10%) of 3-phenyl-7-[4-[2-(diethylamino)ethoxy]anilino]-3,4-dihydro-1-methylpyrimido[4,5-d]pyrimidin-2(1H)-one as a white solid of melting point 141-144°C.

[0063] The 3-phenyl-7-methanesulphonyl-3,4-dihydro-1-methylpyrimido[4,5-d]-pyrimidin-2(1H)-one used as the starting material was prepared as follows:

a) 350 mg (1.6 mmol) of sodium triacetoxymethylborohydride and subsequently 0.1 ml (1.7 mmol) of acetic acid were added to a mixture of 200 mg (1.1 mmol) of 4-methylamino-2-methylthiopyrimidine-5-carboxaldehyde and 110 mg (1.2 mmol) of aniline in 5 ml of 1,2-dichloroethane. After 2.5 hours 25 ml of saturated aqueous sodium bicarbonate and 20 ml of dichloromethane were added. The phases were separated and the aqueous phase was washed twice with 25 ml of dichloromethane. The combined organic solutions were dried over magnesium sulphate, filtered and evaporated. The residue was chromatographed on silica gel using diethyl ether/hexane (1:1) for the elution. Product-containing fractions were combined and evaporated to give 218 mg (76%) of 5-phenylaminomethyl-4-methylamino-2-methylthiopyrimidine as a white solid.

b) A mixture of 200 mg (0.77 mmol) of 5-phenylaminomethyl-4-methylamino-2-methylthiopyrimidine and 0.2 ml

(1.4 mmol) of triethylamine in 15 ml of dioxan was added dropwise to a solution, cooled in ice, of 150 mg (0.79 mmol) of trichloromethyl chloroformate in 10 ml of dioxan. The mixture was then left to warm to room temperature. After a further 10 minutes the mixture was evaporated. 40 ml of dichloromethane and 40 ml of saturated aqueous sodium bicarbonate solution were added to the residue. The phases were separated and the dichloromethane phase was dried over magnesium sulphate, filtered and evaporated to give 162 mg (74%) of 3-phenyl-7-methylthio-3,4-dihydro-1-methylpyrimido[4,5-d]pyrimidin-2(1H)-one as a white solid.

c) A solution of 160 mg (0.56 mmol) of 3-phenyl-7-methylthio-3,4-dihydro-1-methylpyrimido[4,5-d]pyrimidin-2(1H)-one in 20 ml of dichloromethane was treated with 400 mg (1.16 mmol) of 3-chloroperbenzoic acid (50% w/w in water). After 3 hours 30 ml of saturated aqueous sodium bicarbonate solution and 20 ml of dichloromethane were added and the phases were separated. The organic phase was dried over magnesium sulphate, filtered and then evaporated to give 165 mg (93%) of 3-phenyl-7-methanesulphonyl-3,4-dihydro-1-methylpyrimido[4,5-d]pyrimidin-2(1H)-one as a white solid.

Example 4

[0064] A mixture of 100 mg (0.31 mmol) of 3-cyclohexyl-7-methanesulphonyl-3,4-dihydro-1-methylpyrimido[4,5-d]pyrimidin-2(1H)-one and 400 mg (1.9 mmol) of 4-[2-(diethylamino)ethoxy]aniline was heated at 180°C for 35 minutes and then cooled. The residue was chromatographed on silica gel using dichloromethane/methanol/acetic acid/water (240:24:3:2) for the elution. Product-containing fractions were combined and evaporated. The residue was evaporated with toluene and then dissolved in 40 ml of dichloromethane. The solution was washed with 40 ml of saturated aqueous sodium bicarbonate solution, dried over magnesium sulphate, filtered and evaporated. The residue was triturated in hexane, filtered off and dried to give 25 mg (18%) 3-cyclohexyl-7-[4-[2-(diethylamino)ethoxy]anilino]-3,4-dihydro-1-methylpyrimido[4,5-d]pyrimidin-2(1H)-one as a white solid of melting point 90-92°C

[0065] The 3-cyclohexyl-7-methanesulphonyl-3,4-dihydro-1-methylpyrimido-[4,5-d]pyrimidin-2(1H)-one used as the starting material was prepared as follows:

a) A mixture of 200 mg (1.1 mmol) of 4-methylamino-2-methylthiopyrimidine-5-carboxaldehyde and 200 mg (2.02 mmol) of cyclohexylamine in 10 ml of methanol was left to stand over 500 mg of type 4A molecular sieves for 3 days. The solution was decanted from the sieves and 100 mg (2.7 mmol) of sodium borohydride were added portionwise thereto. After 30 minutes the mixture was evaporated and 60 ml of ethyl acetate and 60 ml of 2M aqueous sodium hydroxide were added to the residue. The phases were separated and the organic phase was dried over magnesium sulphate, filtered and evaporated to give 245 mg (85%) of 5-cyclohexylaminomethyl-4-methylamino-2-methylthiopyrimidine as a colourless oil.

b) A mixture of 210 mg (0.79 mmol) of 5-cyclohexylaminomethyl-4-methylamino-2-methylthiopyrimidine and 0.2 ml of triethylamine in 10 ml of tetrahydrofuran was added dropwise to an ice-cooled solution of 0.5 ml (0.96 mmol) of phosgene (20% solution in toluene) in 5 ml of tetrahydrofuran. After 1 hour 15 ml of aqueous ammonium chloride solution and 10 ml of tetrahydrofuran were added to the resulting mixture. The phases were separated. The organic phase was dried over magnesium sulphate, filtered and then evaporated. The residue was chromatographed on silica gel using diethyl ether/hexane (3:2) for the elution. Product-containing fractions were combined and evaporated to give 120 mg (52%) of 3-cyclohexyl-7-methylthio-3,4-dihydro-1-methylpyrimido[4,5-d]pyrimidin-2(1H)-one as a white solid.

c) A solution of 100 mg (0.34 mmol) 3-cyclohexyl-7-methylthio-3,4-dihydro-1-methylpyrimido[4,5-d]pyrimidin-2(1H)-one in 10 ml of dichloromethane was treated with 250 ml (0.74 mmol) of 3-chloroperbenzoic acid (50% w/w water). After 3 hours 30 ml of saturated aqueous sodium bicarbonate solution and 20 ml of dichloromethane were added and the phases were separated. The organic phase was dried over magnesium sulphate, filtered and then evaporated to give 165 mg (93%) of 3-cyclohexyl-7-methanesulphonyl-3,4-dihydro-1-methylpyrimido[4,5-d]pyrimidin-2(1H)-one as a white solid.

Example 5

[0066] A mixture of 250 ml (0.83 mmol) of 3-tert.butyl-7-methanesulphonyl-3,4-dihydro-1-methylpyrimido[4,5-d]pyrimidin-2(1H)-one and 600 mg (2.9 mmol) of 4-(2-(diethylamino)ethoxy)aniline was heated at 180°C for 35 minutes and then cooled. The residue was chromatographed on silica gel using dichloromethane/methanol/acetic acid/water (240:24:3:2) for the elution. Product-containing fractions were combined and evaporated. The residue was evaporated with toluene and then dissolved in 30 ml of dichloromethane. The solution was washed with 20 ml of saturated aqueous

sodium bicarbonate solution, dried over magnesium sulphate, filtered and evaporated. The residue was triturated in hexane, filtered off and dried to give 70 mg (21%) of 3-tert.butyl-7-[4-[2-(diethylamino)ethoxy]anilino]-3,4-dihydro-1-methylpyrimido[4,5-d]pyrimidin-2(1H)-one as an off-white solid of melting point 130°C.

[0067] The 3-tert.butyl-7-methanesulphonyl-3,4-dihydro-1-methylpyrimido[4,5-d]pyrimidin-2(1H)-one used as the starting material was prepared as follows:

a) A mixture of 200 mg (1.1 mmol) of 4-methylamino-2-methylthiopyrimidine-5-carboxaldehyde and 0.23 ml (2.18 mmol) of tert.butylamine in 10 ml of methanol was left to stand over 500 mg of type 4A molecular sieves for 3 days. The solution was decanted from the sieves and 100 mg (2.7 mmol) of sodium borohydride were added portionwise thereto. After 30 minutes the mixture was evaporated and 20 ml of ethyl acetate and 20 ml of 2M aqueous sodium hydroxide were added to the residue. The phases were separated and the organic phase was dried over magnesium sulphate, filtered and evaporated to give 240 mg (92%) of 5-tert.butylaminomethyl-4-methylamino-2-methylthiopyrimidine as a white solid.

b) A mixture of 240 mg (1 mmol) of 5-tert.butylaminomethyl-4-methylamino-2-methylthiopyrimidine and 0.28 ml of triethylamine in 5 ml of tetrahydrofuran was added dropwise to an ice-cooled solution of 1 ml (1.92 mmol) of phosgene (20% solution in toluene) in 5 ml of tetrahydrofuran. After 1 hour 30 ml of saturated aqueous ammonium chloride and 20 ml of tetrahydrofuran were added to the resulting mixture. The phases were separated. The organic phase was dried over magnesium sulphate, filtered and then evaporated to give 220 mg (83%) of 3-tert.butyl-7-methylthio-3,4-dihydro-1-methylpyrimido[4,5-d]pyrimidin-2(1H)-one as a white solid.

c) A solution of 220 mg (0.83 mmol) of 3-tert.butyl-7-methylthio-3,4-dihydro-1-methylpyrimido[4,5-d]pyrimidin-2(1H)-one in 20 ml of dichloromethane was treated with 570 mg (1.66 mmol) of 3-chloroperbenzoic acid (50% w/w in water). After 18 hours 0.2 ml of saturated aqueous sodium bicarbonate solution was added and the phases were separated. The organic phase was washed with 20 ml of saturated aqueous sodium bicarbonate solution, dried over magnesium sulphate, filtered and then evaporated to give 250 mg (100%) of 3-tert.butyl-7-methanesulphonyl-3,4-dihydro-1-methylpyrimido[4,5-d]pyrimidin-2(1H)-one as a white solid.

Example 6

[0068] A mixture of 200 mg (0.65 mmol) of 3-cyclopentyl-7-methanesulphonyl-3,4-dihydro-1-methylpyrimido[4,5-d]pyrimidin-2(1H)-one and 300 mg (1.4 mmol) of 4-[2-(diethylamino)ethoxy]aniline was heated at 180°C for 35 minutes and then cooled. The residue was chromatographed on silica gel using dichloromethane/ methanol/acetic acid/water (240:24:3:2) for the elution. Product-containing fractions were combined and evaporated. The residue was evaporated with toluene and then dissolved in 30 ml of dichloromethane. The solution was washed with 20 ml of saturated aqueous sodium bicarbonate solution, dried over magnesium sulphate, filtered and evaporated. The residue was purified by reverse-phase high performance liquid chromatography (HPLC). The mobile phase was water/0.1% trifluoroacetic acid (A) and acetonitrile/0.07% trifluoroacetic acid (B); the gradient was 5%-95% B over 20 minutes; and the product was detected using an ultraviolet detector at a wavelength of 215 nm. Product-containing fractions were lyophilized to give 20 mg (7%) of 3-cyclopentyl-7-[4-[2-(diethylamino)ethoxy]anilino]-3,4-dihydro-1-methylpyrimido[4,5-d]pyrimidin-2(1H)-one trifluoroacetate as a white solid of melting point 89°C.

[0069] The 3-cyclopentyl-7-methanesulphonyl-3,4-dihydro-1-methylpyrimido[4,5-d]pyrimidin-2(1H)-one used as the starting material was prepared in an analogous manner to that described in Example 5 a)-c) using cyclopentylamine in place of tert.butylamine.

Example 7

[0070] A mixture of 120 mg (0.27 mmol) of 3-(2,6-dichlorophenyl)-7-methanesulphonyl-3,4-dihydro-1-phenylpyrimido[4,5-d]pyrimidin-2(1H)-one and 370 mg (1.8 mmol) of 4-[2-(diethylamino)ethoxy]aniline was heated at 180°C for 40 minutes and then cooled. The residue was chromatographed on silica gel using dichloromethane/ methanol/acetic acid/water (240:24:3:2) for the elution. Product-containing fractions were combined and evaporated. The residue was evaporated with toluene and then dissolved in 50 ml of dichloromethane. The solution was washed with 50 ml of saturated aqueous sodium bicarbonate solution, dried over magnesium sulphate, filtered and evaporated. The residual solid was purified by crystallisation from cyclohexane/ethyl acetate to give 10 mg (6%) of 3-(2,6-dichlorophenyl)-7-[4-[2-(diethylamino)ethoxy]anilino]-3,4-dihydro-1-phenylpyrimido[4,5-d]pyrimidin-2(1H)-one as an off-white solid of melting point 162-163°C.

[0071] The 3-(2,6-dichlorophenyl)-7-methanesulphonyl-3,4-dihydro-1-phenylpyrimido[4,5-d]pyrimidin-2(1H)-one used as the starting material was prepared as follows:

EP 1 123 295 B1

a) A mixture of 4 g (17.2 mmol) of ethyl 4-chloro-2-methylthiopyrimidine-5-carboxylate and 5 g (54 mmol) of aniline in 40 ml of dioxan was stirred at room temperature for 24 hours. The mixture was then evaporated and 100 ml of ethyl acetate and 50 ml of 2M aqueous hydrochloric acid were added to the residue. The phases were separated and the organic phase was washed with 50 ml of aqueous hydrochloric acid, dried over magnesium sulphate, filtered and evaporated. The resulting solid was purified by crystallisation from aqueous ethanol to give 3.5 g (64%) of ethyl 4-phenylamino-2-methylthiopyrimidine-5-carboxylate as a white solid.

b) A solution of 3.5 g (11.1 mmol) of ethyl 4-phenylamino-2-methylthiopyrimidine-5-carboxylate in 50 ml of tetrahydrofuran was cooled in ice and then treated dropwise with 12 ml (12 mmol) of 1M lithium aluminium hydride in tetrahydrofuran. The cooling was removed and the mixture was stirred at room temperature for 3 hours. The mixture was then cooled in ice and cautiously treated dropwise with 0.5 ml of water, 0.75 ml of 2M aqueous sodium hydroxide and then 1 ml of water. The resulting suspension was filtered through a filter aid. The filtrate was evaporated to give 2.7 g (98%) of 4-phenylamino-2-methylthiopyrimidine-5-methanol as a yellow oil.

c) 2.7 g (10.9 mmol) of 4-phenylamino-2-methylthiopyrimidine-5-methanol were stirred in 50 ml of dichloromethane and treated with 9.6 g (111 mmol) of manganese dioxide. The suspension was stirred for 18 hours and then filtered through a filter aid. The filtrate was evaporated and the residue was chromatographed on silica gel using diethyl ether/hexane (1:1) for the elution. Product-containing fractions were combined and evaporated to give 1.8 g (67%) of 4-phenylamino-2-methylthiopyrimidine-5-carboxaldehyde as a white solid.

d) A mixture of 700 mg (2.9 mmol) of 4-phenylamino-2-methylthiopyrimidine-5-carboxaldehyde, 490 mg (3.0 mmol) of 2,6-dichloroaniline and 100 mg (0.5 mmol) of 4-toluenesulphonic acid in 50 ml of toluene was heated at reflux with the azeotropic removal of water for 18 hours. The mixture was cooled and evaporated. 50 ml of methanol and 400 mg (11.7 mmol) of sodium borohydride were added and the mixture was heated at reflux for 20 minutes, cooled and then evaporated. The residue was stirred in a mixture of 50 ml of 2M aqueous sodium hydroxide and 50 ml of ethyl acetate for 30 minutes and then the phases were separated. The organic phase was dried over magnesium sulphate, filtered and evaporated. Flash chromatography of the residue on silica gel using diethyl ether/hexane (2:3) for the elution gave 410 mg (36%) of 5-(2,6-dichlorophenyl)aminomethyl-4-phenylamino-2-methylthiopyrimidine as a white solid.

e) A stirred solution, cooled in ice, of 0.25 ml (0.48 ml) of phosgene (20% in toluene) in 5 ml of tetrahydrofuran was treated dropwise with a solution of 100 mg (0.26 mmol) of 5-(2,6-dichlorophenyl)aminomethyl-4-phenylamino-2-methylthiopyrimidine and 0.1 ml (0.7 mmol) of triethylamine in 10 ml of tetrahydrofuran. The mixture was stirred at room temperature for 3 days. 20 ml of tetrahydrofuran and 20 ml of saturated aqueous ammonium chloride solution were added, the phases were separated and the organic phase was dried over magnesium sulphate, filtered and evaporated to give 110 mg (100%) of 3-(2,6-dichlorophenyl)-7-methylthio-3,4-dihydro-1-phenylpyrimido[4,5-d]pyrimidin-2(1H)-one as a white solid.

f) A solution of 110 mg (0.26 mmol) of 3-(2,6-dichlorophenyl)-7-methylthio-3,4-dihydro-1-phenylpyrimido[4,5-d]pyrimidin-2(1H)-one in 5 ml of dichloromethane was treated with 190 mg (0.55 mmol) of 3-chloroperbenzoic acid (50% w/w in water). After 18 hours 40 ml of saturated aqueous sodium bicarbonate solution and 40 ml of dichloromethane were added and the phases were separated. The organic phase was dried over magnesium sulphate, filtered and evaporated to give 120 mg (100%) of 3-(2,6-dichlorophenyl)-7-methanesulphonyl-3,4-dihydro-1-phenylpyrimido[4,5-d]pyrimidin-2(1H)-one as a pale yellow oil.

Example 8

[0072] A mixture of 100 mg (0.25 mmol) of 3-(2,6-dichlorophenyl)-1-ethyl-7-methanesulphonyl-3,4-dihydropyrimido[4,5-d]pyrimidin-2(1H)-one and 120 mg (0.5 mmol) of 4-[2-(diethylamino)ethoxy]aniline was heated at 180°C for 35 minutes and then cooled. The residue was chromatographed on silica gel using dichloromethane/methanol/acetic acid/water (240:24:3:2) for the elution. Product-containing fractions were combined and evaporated. The residue was evaporated with toluene and then dissolved in 50 ml of dichloromethane. The solution was washed with 50 ml of saturated aqueous sodium bicarbonate solution, dried over magnesium sulphate, filtered and evaporated to give 30 mg (22%) of 3-(2,6-dichlorophenyl)-1-ethyl-7-[4-[2-(diethylamino)ethoxy]anilino]-3,4-dihydropyrimido[4,5-d]pyrimidin-2(1H)-one as an orange coloured solid of melting point 85°C.

[0073] The 3-(2,6-dichlorophenyl)-1-ethyl-7-methanesulphonyl-3,4-dihydro-pyrimido-[4,5-d]pyrimidin-2(1H)-one used as the starting material was prepared as follows:

a) A mixture of 49 g (246 mmol) of 4-amino-5-carbomethoxy-pyrimidine-2-thiol and 42 g (304 mmol) of potassium carbonate in 400 ml of acetone was treated with 50 g (352 mmol) of iodomethane. After stirring for 3 hours 500 ml of water were added. The phases were separated and the aqueous phase was extracted twice with 300 ml of dichloromethane each time. The combined organic phases were washed with 100 ml of brine, dried over magnesium sulphate, filtered and evaporated to give 45.2 g (86%) of ethyl 4-amino-2-methylthiopyrimidine-5-carboxylate as a pale yellow solid.

b) 13 g (338 mmol) of lithium aluminium hydride were stirred in 300 ml of tetrahydrofuran and treated dropwise with a solution of 45 g (211 mmol) of ethyl 4-amino-2-methylthiopyrimidine-5-carboxylate in 300 ml of tetrahydrofuran. 15 minutes after completion of the addition the mixture was cooled in ice and cautiously treated dropwise with 25 ml of water. After stirring for 2 hours at room temperature the mixture was filtered through a filter aid and the filtrate was evaporated. The residue was triturated in 500 ml of dichloromethane/hexane (1:1), collected by filtration and dried to give 28 g (78%) of 4-amino-2-methylthiopyrimidine-5-methanol as a white solid.

c) 28 g (164 mmol) of 4-amino-2-methylthiopyrimidine-5-methanol were stirred in 500 ml of dichloromethane and treated with 150 g (1.7 mol) of manganese dioxide. The suspension was stirred for 24 hours and then filtered through a filter aid. The filtrate was evaporated to give 20.2 g (73%) of 4-amino-2-methylthiopyrimidine-5-carboxaldehyde as a pale yellow solid.

d) A mixture of 10 g (59.2 mmol) of 4-amino-2-methylthiopyrimidine-5-carboxaldehyde, 9.7 g (59.9 mmol) of 2,6-dichloroaniline and 1 g (5.3 mmol) of 4-toluenesulphonic acid in 200 ml of xylene was heated at reflux with the azeotropic removal of water for 24 hours. The mixture was cooled and evaporated. 50 ml of acetic acid and 20 ml of toluene were added to the residue. The mixture was cooled in ice and treated portionwise over 30 minutes with 5 g (147 mmol) of sodium borohydride. After 1 hour the mixture was evaporated and the residue was stirred in a mixture of 100 ml of ethyl acetate and 100 ml of 2M aqueous sodium hydroxide for 1 hour. The phases were separated and the organic phase was dried over magnesium sulphate, filtered and evaporated. Crystallisation of the residue from aqueous ethanol gave 2.4 g (13%) of 5-(2,6-dichlorophenyl)aminomethyl-4-amino-2-methylthiopyrimidine as a white solid. The mother liquors were evaporated and flash chromatography of the residue on silica gel using diethyl ether/hexane (1:1) for the elution gave a further 2.1 g (11%) of 5-(2,6-dichlorophenyl)aminomethyl-4-amino-2-methylthiopyrimidine as a white solid.

e) A stirred solution, cooled in ice, of 5.8 ml (11.2 mmol) of phosgene (20% in toluene) in 80 ml of tetrahydrofuran was treated dropwise with a solution of 1.76 g (5.6 mmol) of 5-(2,6-dichlorophenyl)aminomethyl-4-amino-2-methylthiopyrimidine and 1.6 ml (11.2 mmol) of triethylamine in 80 ml of tetrahydrofuran. The mixture was stirred for 1 hour. 50 ml of tetrahydrofuran and 50 ml of saturated aqueous ammonium chloride solution were added. The phases were separated and the organic phase was washed with saturated aqueous ammonium chloride solution, dried over magnesium sulphate, filtered and evaporated to give 1.7 g (89%) of 3-(2,6-dichlorophenyl)-7-methylthio-3,4-dihydropyrimido[4,5-d]pyrimidin-2(1H)-one as a white solid.

f) A solution of 220 mg (0.64 mmol) of 3-(2,6-dichlorophenyl)-7-methylthio-3,4-dihydropyrimido[4,5-d]pyrimidin-2(1H)-one in 10 ml of dichloromethane was treated with 440 mg (1.28 mmol) of 3-chloroperbenzoic acid (50% w/w in water) and stirred for 18 hours. 0.2 ml of dimethyl sulphoxide was added. After a further 15 minutes 15 ml of saturated aqueous sodium bicarbonate solution were added. The phases were separated and then the organic phase was washed with 30 ml of saturated aqueous sodium bicarbonate solution, dried over magnesium sulphate and evaporated to give 250 mg (100%) of 3-(2,6-dichlorophenyl)-7-methanesulphonyl-3,4-dihydropyrimido[4,5-d]pyrimidin-2(1H)-one as a white solid.

g) A solution, cooled in ice, of 100 mg (0.27 ml) of 3-(2,6-dichlorophenyl)-7-methanesulphonyl-3,4-dihydropyrimido[4,5-d]pyrimidin-2(1H)-one in 6 ml of dimethylformamide was treated with 11 mg (0.27 mmol) of sodium hydride (60% w/w). After 30 minutes the mixture was treated with 0.03 ml (0.3 mmol) of iodoethane and then heated to 90°C for 2 hours. The mixture was evaporated and the residue was treated with 30 ml of dichloromethane and 30 ml of water. The phases were separated and the organic phase was washed with 30 ml of water, dried over magnesium sulphate, filtered and evaporated to give 100 mg (92%) of 3-(2,6-dichlorophenyl)-1-ethyl-7-methanesulphonyl-3,4-dihydropyrimido[4,5-d]pyrimidin-2(1H)-one as a yellow solid.

Example 9

[0074] A mixture of 100 mg (0.22 mmol) of 1-benzyl-3-(2,6-dichlorophenyl)-7-methanesulphonyl-3,4-dihydropyrimido

[4,5-d]pyrimidin-2(1H)-one and 120 mg (0.5 mmol) of 4-[2-(diethylamino)ethoxy]aniline was heated at 180°C for 35 minutes and then cooled. The residue was chromatographed on silica gel using dichloromethane/ methanol/acetic acid/water (240:24:3:2) for the elution. Product-containing fractions were combined and evaporated. The residue was evaporated with toluene and then dissolved in 50 ml of dichloromethane. The solution was washed with 50 ml of saturated aqueous sodium bicarbonate solution, dried over magnesium sulphate, filtered and evaporated to give 30 mg (23%) of 1-benzyl-3-(2,6-dichlorophenyl)-7-[4-[2-(diethylamino)ethoxy]-anilino]-3,4-dihydropyrimido[4,5-d]pyrimidin-2(1H)-one as a white solid of melting point 106°C.

[0075] The 1-benzyl-3-(2,6-dichlorophenyl)-7-methanesulphonyl-3,4-dihydropyrimido[4,5-d]pyrimidin-2(1H)-one used as the starting material was prepared as follows:

[0076] A solution, cooled in ice, of 100 mg (0.27 mmol) of 3-(2,6-dichlorophenyl)-7-methanesulphonyl-3,4-dihydropyrimido[4,5-d]pyrimidin-2(1H)-one in 6 ml of dimethylformamide was treated with 11 mg (0.27 ml) of sodium hydride (60% w/w). After 30 minutes the mixture was treated with 0.04 ml (0.3 mmol) of benzyl bromide and then heated to 90°C for 2 hours. The mixture was evaporated and 30 ml of dichloromethane and 30 ml of water were added to the residue. The phases were separated and the organic phase was washed with 30 ml of water, dried over magnesium sulphate, filtered and evaporated to give 100 mg (80%) of 1-benzyl-3-(2,6-dichlorophenyl)-7-methanesulphonyl-3,4-dihydropyrimido[4,5-d]pyrimidin-2(1H)-one as a yellow solid.

Example 10

[0077] A mixture of 60 mg (0.13 mmol) of 3-(2,6-dichlorophenyl)-7-methanesulphonyl-3,4-dihydro-1-[(3-pyridyl)methyl]pyrimido[4,5-d]pyrimidin-2(1H)-one and 150 mg (0.72 mmol) of 4-(2-(diethylamino)ethoxy)aniline was heated at 180°C for 35 minutes and then cooled. The residue was chromatographed on silica gel using dichloromethane/ methanol/acetic acid/water (240:24:3:2) for the elution. Product-containing fractions were combined and evaporated. The residue was evaporated with toluene and then dissolved in 50 ml of dichloromethane, washed with 50 ml of saturated aqueous sodium bicarbonate solution, dried over magnesium sulphate, filtered and evaporated. The residue was purified by reverse-phase HPLC. The mobile phase was water/0.1% trifluoroacetic acid (A) and acetonitrile/0.07% trifluoroacetic acid (B). The gradient was 5%-95% B over 20 minutes, with the product being detected using an ultraviolet detector at a wavelength of 215 nm. Product-containing fractions were lyophilized to give 16 mg (17%) of 3-(2,6-dichlorophenyl)-7-[4-[2-(diethylamino)ethoxy]anilino]-3,4-dihydro-1-[(3-pyridyl)-methyl]pyrimido[4,5-d]pyrimidin-2(1H)-one trifluoroacetate as a white solid of melting point 64°C.

[0078] The 3-(2,6-dichlorophenyl)-7-methanesulphonyl-3,4-dihydro-1-[(3-pyridyl)-methyl]pyrimido[4,5-d]pyrimidin-2(1H)-one used as the starting material was prepared as follows:

[0079] An ice-cooled solution of 100 mg (0.27 mmol) of 3-(2,6-dichlorophenyl)-7-methanesulphonyl-3,4-dihydropyrimido[4,5-d]pyrimidin-2(1H)-one in 6 ml of dimethylformamide was treated with 22 mg (0.54 mmol) of sodium hydride (60% w/w). After 30 minutes the mixture was treated with 50 mg (0.3 mmol) of picolyl chloride hydrochloride and then heated to 90°C for 2 hours and to 100°C for a further hour. The mixture was evaporated and the residue was treated with 30 ml of dichloromethane and 30 ml of water. The phases were separated and the organic phase was washed with 30 ml of water, dried over magnesium sulphate, filtered and evaporated to give 60 mg (48%) of 3-(2,6-dichlorophenyl)-7-methanesulphonyl-3,4-dihydro-1-[(3-pyridyl)methyl]-pyrimido[4,5-d]pyrimidin-2(1H)-one as a yellow solid.

Example 11

[0080] A mixture of 110 mg (0.29 mmol) of 3-(2,6-dichlorophenyl)-7-methanesulphonyl-3,4-dihydro-1-methylpyrimido[4,5-d]pyrimidin-2(1H)-one and 0.31 ml (2.9 mmol) of benzylamine was heated at 180°C for 10 minutes and then cooled. 30 ml of ethyl acetate and 30 ml of 2M aqueous hydrochloric acid were added to the residue. The phases were separated and the organic phase was washed in sequence with 20 ml of 5% aqueous sodium bicarbonate solution and 20 ml of brine, dried over magnesium sulphate, filtered and evaporated to give 93 mg (79%) of 7-benzylamino-3-(2,6-dichlorophenyl)-3,4-dihydro-1-methylpyrimido[4,5-d]pyrimidin-2(1H)-one as a white solid of melting point 195-198°C.

Example 12

[0081] A mixture of 100 mg (0.26 mmol) of 3-(2,6-dichlorophenyl)-7-methanesulphonyl-3,4-dihydro-1-methylpyrimido[4,5-d]pyrimidin-2(1H)-one and 0.25 ml (2.6 mmol) of 4-fluoroaniline was heated at 180°C for 30 minutes and then cooled. 30 ml of ethyl acetate and 30 ml of 2M hydrochloric acid were added to the residue. The phases were separated and the organic phase was washed with 20 ml of brine, dried over magnesium sulphate, filtered and evaporated. The residue was chromatographed on silica gel using ethyl acetate/hexane (2:3) for the elution. Product-containing fractions were combined and evaporated to give 40 mg (37%) of 3-(2,6-dichlorophenyl)-7-(4-fluoroanilino)-3,4-dihydro-1-methylpyrimido[4,5-d]pyrimidin-2(1H)-one as a light grey solid of melting point 208-211°C.

Example 13

[0082] A mixture of 100 mg (0.26 mmol) of 3-(2,6-dichlorophenyl)-7-methanesulphonyl-3,4-dihydro-1-methylpyrimido[4,5-d]pyrimidin-2(1H)-one and 0.24 ml (2.6 mmol) of aniline was heated at 180°C for 30 minutes and then cooled. 30 ml of ethyl acetate and 30 ml of 2M aqueous hydrochloric acid were added to the residue. The phases were separated and the organic phase was washed with 20 ml of brine, dried over magnesium sulphate, filtered and evaporated. The residue was chromatographed on silica gel using ethyl acetate/hexane (1:1) for the elution. Product-containing fractions were combined and evaporated to give 42 mg (40%) of 7-anilino-3-(2,6-dichlorophenyl)-3,4-dihydro-1-methylpyrimido[4,5-d]pyrimidin-2(1H)-one as a pale purple solid of melting point 222-224°C.

Example 14

[0083] A mixture of 100 mg (0.26 mmol) of 3-(2,6-dichlorophenyl)-7-methanesulphonyl-3,4-dihydro-1-methylpyrimido[4,5-d]pyrimidin-2(1H)-one and 0.32 ml (2.6 mmol) of 4-methoxyaniline was heated at 60°C for 4 hours and then cooled. 10 ml of 2M aqueous hydrochloric acid were added to the residue. The precipitated yellow solid was filtered off, washed in sequence with 2M aqueous hydrochloric acid, water and diethyl ether and then dried to give 45 mg (40%) of 3-(2,6-dichlorophenyl)-3,4-dihydro-7-(4-methoxyanilino)-1-methylpyrimido[4,5-d]pyrimidin-2(1H)-one as a yellow solid of melting point 175°C (decomposition).

Example 15

[0084] A mixture of 200 mg (0.52 mmol) of 3-(2,6-dichlorophenyl)-7-methanesulphonyl-3,4-dihydro-1-methylpyrimido[4,5-d]pyrimidin-2(1H)-one and 140 mg (0.8 mmol) of 4-[2-(dimethylamino)ethoxy]aniline was heated at 160°C for 2 hours and then cooled. The residue was chromatographed on silica gel using firstly dichloromethane/ methanol/ acetic acid/water (240:24:3:2) and then dichloromethane/methanol/acetic acid/water (90:18:3:2) for the elution. Product-containing fractions were combined and evaporated. The residue was evaporated with toluene and then dissolved in 40 ml of dichloromethane, washed with 40 ml of saturated aqueous sodium bicarbonate solution, dried over magnesium sulphate, filtered and evaporated to give 35 mg (23%) of 3-(2,6-dichlorophenyl)-7-[4-[2-(dimethylamino)ethoxy]anilino]-3,4-dihydro-1-methylpyrimido[4,5-d]pyrimidin-2(1H)-one as a white solid of melting point 173-174°C.

[0085] The 4-[2-(dimethylamino)ethoxy]aniline used as the starting material was prepared as follows:

a) A suspension of 5 g (36 mmol) of 4-nitrophenol in 250 ml of xylene was treated with a solution of 1.63 g (41 mmol) of sodium hydroxide in 20 ml of water and the mixture was stirred at room temperature for 30 minutes. The mixture was then treated with 7.5 g (54 mmol) of potassium carbonate and 5.11 g (36 mmol) of dimethylaminoethyl chloride hydrochloride. The mixture was heated at reflux for 2 hours and then for a further 24 hours with azeotropic removal of water. The mixture was filtered while hot and the solid was washed with hot xylene. The combined filtrate and washings were evaporated and the residue was distilled under a high vacuum to give 1.28 g (20%) of 4-[2-(dimethylamino)ethoxy]nitrobenzene as an orange coloured liquid.

b) A solution of 880 mg (3.7 mmol) of 4-[2-(dimethylamino)ethoxy]nitrobenzene in 10 ml of ethanol was hydrogenated at atmospheric pressure over 88 mg of 10% palladium on charcoal for 3 hours. The suspension was filtered through a pad of filter aid and the filtrate was evaporated to give 680 mg (100%) of 4-[2-(dimethylamino)ethoxy]aniline as an orange coloured liquid.

Example 16**[0086]**

a) A mixture of 200 mg (0.52 mmol) of 3-(2,6-dichlorophenyl)-3,4-dihydro-7-methanesulphonyl-1-methylpyrimido[4,5-d]pyrimidin-2(1H)-one and 800 mg (4.47 mmol) of ethyl 4-aminophenylacetate was heated at 185°C for 45 minutes. The residue was partitioned between 10 ml of ethyl acetate and 10 ml of 2M hydrochloric acid and the insoluble cream coloured solid was collected by filtration and washed with 20 ml of water and 20 ml of ethyl acetate and then dried under a high vacuum. 95 mg (38%) of ethyl 2-[4-[[3-(2,6-dichlorophenyl)-1,2,3,4-tetrahydro-1-methyl-2-oxopyrimido[4,5-d]pyrimidin-7-yl]amino]phenyl]acetate of melting point 211-212°C were isolated.

b) A 1.0M solution of lithium aluminium hydride in anhydrous tetrahydrofuran (91 µl; 91 µmol) was added dropwise to a stirred solution of 40 mg (82 µmol) of ethyl 2-[4-[[3-(2,6-dichlorophenyl)-1,2,3,4-tetrahydro-1-methyl-2-oxopyrimido[4,5-d]pyrimidin-7-yl]amino]phenyl]acetate in 4 ml of anhydrous tetrahydrofuran at 0°C and the mixture was

stirred for a further 90 minutes. The reaction was quenched with 10 ml of 2M sodium hydroxide and the mixture was extracted twice with 10 ml of ethyl acetate each time. The combined organic extracts were dried over magnesium sulphate, filtered and evaporated. The residue was purified by flash column chromatography on silica gel using ethyl acetate/hexane (2:1) for the elution. Product-containing fractions were evaporated to give 25mg (68%) of 3-(2,6-dichlorophenyl)-3,4-dihydro-7-[4-(2-hydroxyethyl)anilino]-1-methylpyrimido[4,5-d]pyrimidin-2(1H)-one as a white solid of melting point 148-151°C.

[0087] The ethyl 4-aminophenylacetate used as the starting material was prepared as follows:

[0088] A solution of 1 g (4.78 mmol) of ethyl-4-nitrophenylacetate in 10 ml of dry methanol was treated with 100 mg of 10% palladium-on-carbon and then hydrogenated at room temperature and at atmospheric pressure for 4 hours. The catalyst was removed by filtration and the filtrate was evaporated to give 830 mg (97%) of ethyl 4-aminophenylacetate as a mobile yellow oil.

Example 17

[0089] A mixture of 100 mg (0.26 mmol) of 3-(2,6-dichlorophenyl)-3,4-dihydro-7-methanesulphonyl-1-methylpyrimido[4,5-d]pyrimidin-2(1H)-one and 400 µl (3.4 mmol) of phenethylamine was heated at 180°C for 4 hours and then cooled to room temperature. The mixture was dissolved in 10 ml of ethyl acetate and washed in sequence with 10 ml of 2M hydrochloric acid and 10 ml of saturated aqueous sodium bicarbonate solution. The ethyl acetate phase was separated, dried over magnesium sulphate, filtered and evaporated. The crude product was purified by flash column chromatography on silica gel using 5% methanol/dichloromethane for the elution. Product-containing fractions were combined and evaporated to give 35 mg of 3-(2,6-dichlorophenyl)-3,4-dihydro-1-methyl-7-(2-phenylethylamino)pyrimido[4,5-d]pyrimidin-2(1H)-one as a pale yellow solid of melting point 148-151°C.

Example 18

[0090] A mixture of 2.2 g (5.7 mmol) of 3-(2,6-dichlorophenyl)-3,4-dihydro-7-methanesulphonyl-1-methylpyrimido[4,5-d]pyrimidin-2(1H)-one and 4.8 g (28.5 mmol) of 2,4-dimethoxybenzylamine was heated at 55°C for 2 hours and then left to cool. The mixture was dissolved in 100 ml of dichloromethane and washed in sequence with 30 ml of 2M hydrochloric acid, 30 ml of saturated aqueous sodium bicarbonate solution and 30 ml of brine. The organic phase was separated, dried over magnesium sulphate, filtered and evaporated. The residue was triturated with ethyl acetate/hexane (1:1) and 3-(2,6-dichlorophenyl)-3,4-dihydro-7-(2,4-dimethoxybenzylamino)-1-methylpyrimido[4,5-d]pyrimidin-2(1H)-one was collected by filtration as a white solid which was dried at 40°C under a high vacuum. The yield was 2.35 g (87%) after drying and the melting point was 152-154°C.

Example 19

[0091] A solution of 200 mg (0.42 mmol) of 3-(2,6-dichlorophenyl)-3,4-dihydro-7-(2,4-dimethoxybenzylamino)-1-methylpyrimido[4,5-d]pyrimidin-2(1H)-one in 2 ml of dichloromethane was treated with 2 ml of trifluoroacetic acid and the mixture was stirred at room temperature under a nitrogen atmosphere for 5 hours. The solvent was evaporated, the residue was triturated with saturated aqueous sodium bicarbonate solution and the product was collected by filtration and sucked dry. The dried product was purified further by suspension in dichloromethane and filtration through a polytetrafluoroethylene membrane. The filtrate was evaporated and the residue was dried to give 115 mg (84%) of 7-amino-3-(2,6-dichlorophenyl)-3,4-dihydro-1-methylpyrimido[4,5-d]pyrimidin-2(1H)-one as a white solid of melting point 176-184°C.

Example 20

[0092] A solution of 100 mg (0.22 mmol) of 3-(2,6-dichlorophenyl)-7-methanesulphonyl-1-phenyl-3,4-dihydro-1H-pyrimido[4,5-d]pyrimidin-2-one and 300 µl (2.4 mmol) of cyclohexylamine in 2 ml of dichloromethane was stirred at room temperature overnight. The mixture was diluted with 10 ml of dichloromethane, washed with 10 ml of 2M hydrochloric acid and with 10 ml of saturated aqueous sodium bicarbonate solution, dried over magnesium sulphate, filtered and evaporated. 99 mg (96%) of 3-(2,6-dichlorophenyl)-7-cyclohexylamino-3,4-dihydro-1-phenylpyrimido[4,5-d]pyrimidin-2(1H)-one were isolated as a white foam of melting point 258-259°C.

Example 21

[0093] A solution of 100 mg (0.22 mmol) of 3-(2,6-dichlorophenyl)-7-methanesulphonyl-1-phenyl-3,4-dihydro-1H-

pyrimido[4,5-d]pyrimidin-2-one and 2 ml of methylamine in tetrahydrofuran was stirred at room temperature for 48 hours. The mixture was diluted with 10 ml of ethyl acetate, washed with 10 ml of 2M hydrochloric acid and with 10 ml of saturated aqueous sodium bicarbonate solution, dried over magnesium sulphate, filtered and evaporated. 30 mg (34%) of 3-(2,6-dichlorophenyl)-3,4-dihydro-7-methylamino-1-phenylpyrimido[4,5-d]pyrimidin-2(1H)-one were isolated as a white solid of melting point 211-213°C.

Example 22

[0094] A solution of 100 mg (0.22 mmol) of 3-(2,6-dichlorophenyl)-7-methanesulphonyl-1-phenyl-3,4-dihydro-1H-pyrimido[4,5-d]pyrimidin-2-one and 200 mg (2.12 mmol) of 4-aminopyridine in 2 ml of dichloromethane was stirred at room temperature overnight. The mixture was evaporated and the residue was purified by flash column chromatography on silica gel using 10% methanol/dichloromethane for the elution. Product containing fractions were combined and evaporated to give 16 mg (15%) of 3-(2,6-dichlorophenyl)-3,4-dihydro-1-phenyl-7-[(4-pyridyl)amino]pyrimido[4,5-d]pyrimidin-2(1H)-one as an off-white solid which decomposed at 289°C.

Example 23

[0095] A solution of 100 mg (0.22 mmol) of 3-(2,6-dichlorophenyl)-7-methanesulphonyl-1-phenyl-3,4-dihydro-1H-pyrimido[4,5-d]pyrimidin-2-one and 285 µl (2.2 mmol) of cyclohexylmethylamine in 2 ml of dichloromethane was stirred at room temperature overnight. The mixture was diluted with 10 ml of dichloromethane, washed with 10 ml of 2M hydrochloric acid and with 10 ml of saturated aqueous sodium bicarbonate solution, dried over magnesium sulphate, filtered and evaporated. 100mg (94%) of 3-(2,6-dichlorophenyl)-7-(cyclohexylmethylamino)-3,4-dihydro-1-phenylpyrimido[4,5-d]pyrimidin-2(1H)-one were isolated as a white foam of melting point 229-233°C.

Example 24

[0096] A mixture of 100 mg (0.22 mmol) of 3-(2,6-dichlorophenyl)-7-methanesulphonyl-1-phenyl-3,4-dihydro-1H-pyrimido[4,5-d]pyrimidin-2-one and 320 mg (2.2 mmol) of 1-aminonaphthalene was heated at 130°C for 4 hours. The mixture was left to cool and was then partitioned between 10 ml of ethyl acetate and 2M hydrochloric acid. The insoluble 1-aminonaphthalene hydrochloride was removed by filtration. The ethyl acetate phase was separated, washed with 10 ml of saturated aqueous sodium bicarbonate solution, dried over magnesium sulphate, filtered and evaporated. The residue was purified by flash column chromatography on silica gel using ethyl acetate/hexane (1:1) for the elution. Product-containing fractions were evaporated to give 46 mg (40%) of 3-(2,6-dichlorophenyl)-3,4-dihydro-7-(1-naphthylamino)-1-phenylpyrimido[4,5-d]pyrimidin-2(1H)-one as a pale pink solid of melting point 213-214°C.

Example 25

[0097] A mixture of 100 mg (0.26 mmol) of 3-(2,6-dichlorophenyl)-3,4-dihydro-7-methanesulphonyl-1-methylpyrimido[4,5-d]pyrimidin-2(1H)-one and 136 mg (1 mmol) of p-xylenediamine was heated at 70°C for 20 minutes. The product was purified by flash column chromatography on silica gel using dichloromethane/methanol/water/acetic acid (90:18:3:2) for the elution. Product-containing fractions were combined and evaporated. The residue was dissolved in 20 ml of dichloromethane, washed with 20 ml of saturated aqueous sodium bicarbonate solution, dried over magnesium sulphate, filtered and evaporated to give 35 mg (30%) of 7-[4-(aminomethyl)benzylamino]-3-(2,6-dichlorophenyl)-3,4-dihydro-1-methylpyrimido[4,5-d]pyrimidin-2(1H)-one as a white solid of melting point 151-152°C.

Example 26

[0098] A mixture of 100 mg (0.26 mmol) of 3-(2,6-dichlorophenyl)-3,4-dihydro-7-methanesulphonyl-1-methylpyrimido[4,5-d]pyrimidin-2(1H)-one and 140 mg (1 mmol) of 2-(4-aminophenyl)ethylamine was heated at 70°C for 20 minutes. The product was purified by flash column chromatography using 5% methanol in dichloromethane for the elution. Product-containing fractions were combined and evaporated. The residue was recrystallized from ethyl acetate and 3 mg (3%) of 7-[2-(4-aminophenyl)ethylamino]-3-(2,6-dichlorophenyl)-3,4-dihydro-1-methylpyrimido[4,5-d]pyrimidin-2(1H)-one were isolated as a yellow solid of melting point 174-175°C.

Example 27

[0099] A mixture of 100 mg (0.26 mmol) of 3-(2,6-dichlorophenyl)-3,4-dihydro-7-methanesulphonyl-1-methylpyrimido[4,5-d]pyrimidin-2(1H)-one and 238 mg (1.07 mmol) of 4-(2-diethylaminoethoxy)benzylamine was heated at 170°C

for 30 minutes. The product was purified by flash column chromatography using dichloromethane/ methanol/water/ acetic acid (120:14:3:2) for the elution. Product-containing fractions were combined and evaporated to give 40 mg (29%) of 3-(2,6-dichlorophenyl)-7-[4-[2-(diethylamino)ethoxy]benzylamino]-3,4-dihydro-1-methylpyrimido[4,5-d]pyrimidin-2(1H)-one as a white solid of melting point 137-138°C.

[0100] The 4-(2-diethylaminoethoxy)benzylamine used as the starting material was prepared as follows:

a) A solution of 8.04 g (67 mmol) of 4-cyanophenol in 100 ml of xylene was treated with a solution of 2.99 g (74 mmol) of sodium hydroxide in 20ml of water and the mixture was stirred for 30 minutes. To this mixture were added 13.88 g (100 mmol) of potassium carbonate and 12.83 g (75 mmol) of 2-diethylaminoethyl chloride hydrochloride. The resulting mixture was then heated at reflux for 3 hours, subsequently left to cool, washed twice with 50 ml of water each time, dried over magnesium sulphate, filtered and evaporated to give 10.93g (74%) of 4-(2-diethylaminoethoxy)benzylamine as a colourless mobile liquid.

b) A 1M solution of lithium aluminium hydride (5ml; 5mmol) was added dropwise to a stirred solution of 1.01 g (5 mmol) of 4-(2-diethylaminoethoxy)benzylamine in 5 ml of dry tetrahydrofuran at 0°C. The mixture was warmed to room temperature and stirred overnight. The reaction was quenched by the cautious addition of a saturated solution of 5 ml of Rochelle's salt and then evaporated. The residue was partitioned between 25 ml of diethyl ether and 25 ml of water and the organic phase was separated, dried over magnesium sulphate and evaporated. The crude product was purified by flash column chromatography on silica gel using dichloromethane/methanol/water/acetic acid (60:18:2:3) for the elution. Product-containing fractions were combined and evaporated to give 785mg (71%) of 4-(2-diethylaminoethoxy)benzylamine as a colourless oil. [Mass spectrum (ESI) MH⁺ = 223].

Example 28

[0101] A mixture of 65 mg (0.19 mmol) of 3-(2,6-dimethylphenyl)-7-methanesulphonyl-3,4-dihydro-1-methylpyrimido [4,5-d]pyrimidin-2(1H)-one and 180 mg (0.87 mmol) of 4-[2-(diethylamino)ethoxy]aniline was heated at 180°C for 30 minutes and then cooled. The residue was subjected to column chromatography on silica gel using dichloromethane/ methanol/acetic acid/water (240:24:3:2) for the elution. Product-containing fractions were combined and evaporated and the residue was evaporated with toluene. The residue was dissolved in 20 ml of dichloromethane, washed three times with 20 ml of saturated aqueous sodium bicarbonate solution each time, dried over magnesium sulphate, filtered and evaporated to give 15mg of a pink oil which was purified by HPLC. The mobile phase was water/0.1% trifluoroacetic acid (A) and acetonitrile/0.07% trifluoroacetic acid (B); the gradient was 5%-95% B over 20 minutes; and the product was detected using an ultraviolet detector at a wavelength of 215 nm. Product-containing fractions were lyophilized and the lyophilisate was dissolved in 20 ml of dichloromethane, washed three times with 20 ml of saturated aqueous sodium bicarbonate solution each time, dried over magnesium sulphate, filtered and evaporated to give 10 mg (11%) of 7-[4-[2-(diethylamino)ethoxy]anilino]-3,4-dihydro-1-methyl-3-(2,6-dimethylphenyl)pyrimido[4,5-d]pyrimidin-2(1H)-one as a white solid of melting point 58°C.

[0102] The 3-(2,6-dimethylphenyl)-7-methanesulphonyl-3,4-dihydro-1-methylpyrimido-[4,5-d]pyrimidin-2(1H)-one used as the starting material was prepared as follows:

a) To a mixture of 200 mg (1.1 mmol) of 4-methylamino-2-methylthiopyrimidine-5-carboxaldehyde and 0.15 ml (1.2 mmol) of 2,6-dimethylaniline in 5 ml of dichloromethane were added 350 mg (1.6 mmol) of sodium triacetoxyborohydride and then 0.1 ml (1.7 mmol) of acetic acid. After 5 hours a further 0.15 ml of 2,6-dimethylaniline was added and the mixture was stirred at room temperature for 18 hours. 20 ml of saturated aqueous sodium bicarbonate solution and 25 ml of dichloromethane were added. The phases were separated and the aqueous phase was washed twice with 25 ml of dichloromethane. The combined organic solutions were dried over magnesium sulphate, filtered and evaporated. The residue was subjected to column chromatography on silica gel using diethyl ether/ hexane (1:2) for the elution. Product-containing fractions were combined and evaporated to give 40 mg (13%) of 5-(2,6-dimethylphenyl)aminomethyl-4-methylamino-2-methylthiopyrimidine as a white solid [mass spectrum (ESI) MH⁺ = 289] and 200 mg (65%) of 5-(2,6-dimethylphenyl)iminomethyl-4-methylamino-2-methylthiopyrimidine as a white solid. [Mass spectrum (ESI) MH⁺ = 287].

b) A mixture of 195 mg (0.68 mmol) 5-(2,6-dimethylphenyl)aminomethyl-4-methylamino-2-methylthiopyrimidine and 0.19 ml (1.4 mmol) of triethylamine in 10 ml of dioxan was added dropwise to an ice-cooled solution of 0.085 ml (0.7 mmol) of trichloromethyl chloroformate in 10 ml of dioxan. The mixture was then left to warm to room temperature. After a further 10 minutes the mixture was evaporated. To the residue were added 40 ml of dichloromethane and 40 ml of saturated aqueous sodium bicarbonate. The phases were separated and the dichloromethane phase was dried over magnesium sulphate, filtered and evaporated. The residue was dissolved in 15 ml of

pyridine and heated at reflux for 1 hour. The mixture was cooled and evaporated. The residue was partitioned between 20 ml of dichloromethane and 20 ml of 2M hydrochloric acid. The organic phase was washed with 20 ml of water, dried over magnesium sulphate and evaporated to give 100 mg (47%) of 3-(2,6-dimethylphenyl)-7-methylthio-3,4-dihydro-1-methylpyrimido-[4,5-d]pyrimidin-2(1H)-one as an off-white solid. [Mass spectrum (ESI) MH^+ = 315].

c) A solution of 100 mg (0.32 mmol) of 3-(2,6-dimethylphenyl)-7-methylthio-3,4-dihydro-1-methylpyrimido[4,5-d]pyrimidin-2(1H)-one in 10 ml of dichloromethane was treated with 220 mg (0.64 mmol) of 3-chloroperbenzoic acid (50% w/w in water). After 18 hours 30 ml of saturated aqueous sodium bicarbonate solution and 20 ml of dichloromethane were added and the phases were separated. The organic phase was dried over magnesium sulphate, filtered and evaporated to give 65 mg (59%) of 3-(2,6-dimethylphenyl)-7-methanesulphonyl-3,4-dihydro-1-methylpyrimido [4,5-d]pyrimidin-2(1H)-one as a white solid. [Mass spectrum (ESI) MH^+ = 347].

Example 29

[0103] A mixture of 250 mg (0.67 mmol) of 3-(2,6-dichlorophenyl)-7-methanesulphonyl-3,4-dihydropyrimido[4,5-d]pyrimidin-2(1H)-one and 600 mg (2.9 mmol) of 4-[2-(diethylamino)ethoxy]aniline was heated at 180°C for 35 minutes and then cooled. The residue was subjected to column chromatography on silica gel using dichloromethane/ methanol/ acetic acid/water 240:24:3:2 for the elution. Product-containing fractions were combined and evaporated and the residue was evaporated with toluene. The residue was dissolved in 30 ml of dichloromethane, washed twice with 20 ml of saturated aqueous sodium bicarbonate solution each time, dried over magnesium sulphate, filtered and evaporated. The residue was triturated in hexane, filtered off and dried to give 70mg (21%) of 3-(2,6-dichlorophenyl)-7-[4-[2-(diethylamino)ethoxy]anilino]-3,4-dihydropyrimido-[4,5-d]pyrimidin-2(1H)-one as an off-white solid of melting point 248°C.

Example 30

[0104] A mixture of 70 mg (0.16 mmol) of 3-(2,6-dichlorophenyl)-1-isopropyl-7-methanesulphonyl-3,4-dihydropyrimido[4,5-d]pyrimidin-2(1H)-one and 166 mg (0.8 mmol) of 4-[2-(diethylamino)ethoxy]aniline was heated at 180°C for 35 minutes and then cooled. The residue was subjected to column chromatography on silica gel using dichloromethane/ methanol/ acetic acid/water (240:24:3:2) for the elution. Product-containing fractions were combined and evaporated and the residue was evaporated with toluene. The residue was then dissolved in 30 ml of dichloromethane, washed twice with 20 ml of saturated aqueous sodium bicarbonate solution each time, dried over magnesium sulphate, filtered and evaporated to give 5 mg (22%) of 3-(2,6-dichlorophenyl)-7-[4-[2-(diethylamino)ethoxy]anilino]-3,4-dihydro-1-isopropylpyrimido[4,5-d]pyrimidin-2(1H)-one as a white solid of melting point 125°C.

[0105] The 3-(2,6-dichlorophenyl)-1-isopropyl-7-methanesulphonyl-3,4-dihydropyrimido[4,5-d]pyrimidin-2(1H)-one used as the starting material was prepared as follows:

a) A solution, cooled in ice, of 100 mg (0.27 mmol) of 3-(2,6-dichlorophenyl)-7-methylthio-3,4-dihydropyrimido [4,5-d]pyrimidin-2(1H)-one in 6 ml of dimethylformamide was treated with 13 mg (0.33 mmol) of sodium hydride (60% w/w). After 30 minutes the mixture was treated with 0.03 ml (0.3 mmol) of 2-bromopropane and then heated to 90°C for 2 hours, cooled and left to stand for 3 days. The mixture was evaporated and the residue was treated with 30 ml of dichloromethane and 30 ml of water. The phases were separated and the organic phase was washed with 30 ml of water, dried over magnesium sulphate, filtered and evaporated to give 60 mg (54%) of 3-(2,6-dichlorophenyl)-1-isopropyl-7-methylthio-3,4-dihydropyrimido[4,5-d]pyrimidin-2(1H)-one as a yellow solid. [Mass spectrum (ESI) MH^+ = 383].

b) A solution of 60 mg (0.16 mmol) of 3-(2,6-dichlorophenyl)-1-isopropyl-7-methylthio-3,4-dihydropyrimido[4,5-d]pyrimidin-2(1H)-one in 10 ml of dichloromethane was treated with 108 mg (0.32 mmol) of 3-chloroperbenzoic acid (50% w/w in water) and stirred for 18 hours. 0.2 ml of dimethyl sulphoxide was added. After a further 15 minutes 15 ml of saturated aqueous sodium bicarbonate solution were added and the phases were separated. The organic phase was washed with 30 ml of saturated aqueous sodium bicarbonate solution, dried over magnesium sulphate and evaporated to give 65 mg (100%) of 3-(2,6-dichlorophenyl)-1-isopropyl-7-methanesulphonyl-3,4-dihydropyrimido[4,5-d]pyrimidin-2(1H)-one as a white solid. [Mass spectrum (ESI) MH^+ = 415].

Example 31

[0106] A mixture of 200 mg (0.6 mmol) of 3-(2-methylphenyl)-7-methanesulphonyl-3,4-dihydro-1-methylpyrimido [4,5-d]pyrimidin-2(1H)-one and 300 mg (1.4 mmol) of 4-[2-(diethylamino)ethoxy]aniline was heated at 180°C for 35

minutes and then cooled. The residue was subjected to column chromatography on silica gel using dichloromethane/methanol/acetic acid/water (240:24:3:2) for the elution. Product-containing fractions were combined and evaporated and the residue was evaporated with toluene. The residue was dissolved in 30 ml of dichloromethane, washed twice with 20 ml of saturated aqueous sodium bicarbonate solution each time, dried over magnesium sulphate, filtered and evaporated to give 30 mg (11%) of 7-[4-[2-(diethylamino)ethoxy]anilino]-3,4-dihydro-1-methyl-3-(2-methylphenyl)pyrimido[4,5-d]pyrimidin-2(1H)-one as a pink solid of melting point 132°C.

[0107] The 3-(2-methylphenyl)-7-methanesulphonyl-3,4-dihydro-1-methylpyrimido[4,5-d]pyrimidin-2(1H)-one used as the starting material was prepared as follows:

a) A mixture of 300 mg (1.6 mmol) of 4-methylamino-2-methylthiopyrimidine-5-carboxaldehyde, 0.20 ml (1.8 mmol) of o-toluidine and 59 mg (0.3 mmol) of 4-toluenesulphonic acid in 50 ml of toluene was heated at reflux with azeotropic removal of water for 18 hours. The mixture was cooled and evaporated. The residue was dissolved in 40 ml of ethanol and heated to 70°C. 300 mg (8 mmol) of sodium borohydride were added cautiously and the mixture was heated at 70°C for 2 hours. A further 300 mg (0.8 mmol) of sodium borohydride were added cautiously and the heating was continued for a further hour. The mixture was cooled and then evaporated. The residue was partitioned between 50 ml of 2M aqueous sodium hydroxide solution and 50 ml of ethyl acetate. The organic phase was dried over magnesium sulphate, filtered and evaporated. The residue was subjected to column chromatography on silica gel using diethyl ether/hexane (1:1) for the elution. Product-containing fractions were combined and evaporated to give 190 mg (43%) of 5-(2-methylphenyl)aminomethyl-4-methylamino-2-methylthiopyrimidine as a white solid. [Mass spectrum (ESI) $MH^+ = 275$].

b) A stirred solution, cooled in ice, of 0.7 ml (1.3 mmol) of phosgene (20% in toluene) in 5 ml of tetrahydrofuran was treated dropwise with a solution containing 189 mg (0.69 mmol) of 5-(2-methylphenyl)aminomethyl-4-methylamino-2-methylthiopyrimidine and 0.2 ml (1.4 mmol) of triethylamine in 5 ml of tetrahydrofuran. The mixture was stirred for 1 hour. To the mixture were added 20 ml of tetrahydrofuran and 20 ml of saturated aqueous ammonium chloride solution. The phases were separated and the organic phase was dried over magnesium sulphate, filtered and evaporated to give 210 mg (100%) of 3-(2-methylphenyl)-7-methylthio-3,4-dihydro-1-methylpyrimido[4,5-d]pyrimidin-2(1H)-one as a cream-coloured solid. [Mass spectrum (ESI) $MH^+ = 301$].

c) A solution of 210 mg (0.7 mmol) of 3-(2-methylphenyl)-7-methylthio-3,4-dihydro-1-methylpyrimido[4,5-d]pyrimidin-2(1H)-one in 10 ml of dichloromethane was treated with 482 mg (1.4 mmol) of 3-chloroperbenzoic acid (50% w/w in water). After 18 hours 40 ml of saturated aqueous sodium bicarbonate and 40 ml of dichloromethane were added and the phases were separated. The organic phase was dried over magnesium sulphate, filtered and evaporated to give 200 mg (86%) of 3-(2-methylphenyl)-7-methanesulphonyl-3,4-dihydro-1-methylpyrimido[4,5-d]pyrimidin-2(1H)-one as a white solid. [Mass spectrum (ESI) $MH^+ = 333$].

Example 32

[0108] A mixture of 40 mg (0.096 mmol) of 3-(2,6-dichlorophenyl)-7-methanesulphonyl-3,4-dihydro-1-phenylpyrimido[4,5-d]pyrimidin-2(1H)-one and 1 ml (11 mmol) of aniline was heated at 180°C for 45 minutes, cooled and partitioned between 30 ml of ethyl acetate and 30 ml of 2M hydrochloric acid. The separated organic phase was dried over magnesium sulphate, filtered and evaporated. The residue was subjected to column chromatography on silica gel using ethyl acetate/hexane (1:2) for the elution. Product-containing fractions were combined and evaporated to give a tan solid which was purified further by HPLC. The mobile phase was water/0.1% trifluoroacetic acid (A) and acetonitrile / 0.07% trifluoroacetic acid (B); the gradient was 5%-95% B over 20 minutes; and the product was detected with an ultraviolet detector at a wavelength of 215 nm. The product-containing fraction was lyophilized to give 5 mg (4%) of 7-anilino-3-(2,6-dichlorophenyl)-3,4-dihydro-1-phenylpyrimido[4,5-d]pyrimidin-2(1H)-one as a white solid of melting point 138°C.

Example 33

[0109] A mixture of 56 mg (0.13 mmol) of 3-(2,6-dichlorophenyl)-7-methanesulphonyl-3,4-dihydro-1-phenylpyrimido[4,5-d]pyrimidin-2(1H)-one and 1 ml of 4-methoxybenzylamine was heated at 100°C for 30 minutes, then cooled and partitioned between 30 ml of dichloromethane and 30 ml of 2M hydrochloric acid. The organic phase was dried over magnesium sulphate, filtered and evaporated to give 68 mg (100%) of 3-(2,6-dichlorophenyl)-3,4-dihydro-7-(4-methoxybenzyl)amino-1-phenylpyrimido[4,5-d]pyrimidin-2(1H)-one as a yellow solid of melting point 56°C.

Example 34

[0110] A solution of 40 mg (0.96 mmol) of 3-(2,6-dichlorophenyl)-7-(4-methoxybenzyl)-amino-3,4-dihydro-1-phenylpyrimido[4,5-d]pyrimidin-2(1H)-one in 5 ml of trifluoroacetic acid was heated at reflux for 5 hours. The mixture was evaporated and the residue was partitioned between 30 ml of ethyl acetate and 30 ml of 2M aqueous sodium hydroxide. The organic phase was dried over magnesium sulphate, filtered and evaporated and the residue was subjected to column chromatography on silica gel using dichloromethane/methanol (20:1) for the elution. Product-containing fractions were combined and evaporated to give 10 mg (27%) of 7-amino-3-(2,6-dichlorophenyl)-3,4-dihydro-1-phenylpyrimido[4,5-d]pyrimidin-2(1H)-one as a white solid of melting point >300°C.

Example 35

[0111] A mixture of 200 mg (0.56 mmol) of 3-(2,6-difluorophenyl)-7-methanesulphonyl-3,4-dihydro-1-methylpyrimido[4,5-d]pyrimidin-2(1H)-one and 400 mg (1.9 mmol) of 4-[2-(diethylamino)ethoxy]aniline was heated at 180°C for 30 minutes and then cooled. The residue was subjected to column chromatography on silica gel using dichloromethane/methanol/acetic acid/water (240:24:3:2) for the elution. Product-containing fractions were combined and evaporated and the residue was evaporated with toluene. The residue was then dissolved in 40 ml of dichloromethane, washed with 40 ml of saturated aqueous sodium bicarbonate solution, dried over magnesium sulphate, filtered and evaporated to give 30 mg (11%) of 7-[4-[2-(diethylamino)ethoxy]anilino]-3-(2,6-difluorophenyl)-3,4-dihydro-1-methylpyrimido[4,5-d]pyrimidin-2(1H)-one as an orange coloured solid. [Mass spectrum (ESI) MH⁺ = 483].

[0112] The 3-(2,6-difluorophenyl)-7-methanesulphonyl-3,4-dihydro-1-methylpyrimido[4,5-d]pyrimidin-2(1H)-one used as the starting material was prepared as follows:

a) A mixture of 300 mg (1.6 mmol) of 4-methylamino-2-methylthiopyrimidine-5-carboxaldehyde, 232 mg (1.8 mmol) of 2,6-difluoroaniline and 59 mg (0.3 mmol) of 4-toluenesulphonic acid monohydrate in 30 ml of toluene was heated at reflux with azeotropic removal of water for 18 hours. The mixture was cooled and evaporated. The residue was dissolved in 20 ml of tetrahydrofuran and added dropwise to a solution of 1.6 ml (1.6 mmol) of lithium aluminium hydride (1M in tetrahydrofuran) in a further 20 ml of tetrahydrofuran. After 30 minutes the mixture was cooled in ice and 0.5 ml of water, 0.75 ml of 2M sodium hydroxide solution and finally 1 ml of water were cautiously added dropwise. The resulting suspension was filtered through a filter aid and the filtrate was evaporated. The residue was subjected to column chromatography on silica gel using diethyl ether/hexane (1:1) for the elution to yield 210 mg (44%) of 5-(2,6-difluorophenyl)aminomethyl-4-methylamino-2-methylthiopyrimidine as a white solid. [Mass spectrum (ESI) MH⁺ = 297].

b) A stirred solution, cooled in ice, of 0.7 ml (1.3 mmol) of phosgene (20% in toluene) in 5 ml of tetrahydrofuran was treated dropwise with a solution of 210 mg (0.71 mmol) of 5-(2,6-difluorophenyl)aminomethyl-4-methylamino-2-methylthiopyrimidine and 0.2 ml (1.4 mmol) of triethylamine in 5 ml of tetrahydrofuran. The mixture was stirred for 1 hour. To the mixture were added 20 ml of tetrahydrofuran and 20 ml of saturated aqueous ammonium chloride solution and the phases were separated. The organic phase was dried over magnesium sulphate, filtered and evaporated to give 200 mg (87%) of 3-(2,6-difluorophenyl)-7-methylthio-3,4-dihydro-1-methylpyrimido[4,5-d]pyrimidin-2(1H)-one as a white solid. [Mass spectrum (ESI) MH⁺ = 323].

c) A solution of 200 mg (0.62 mmol) of 3-(2,6-difluorophenyl)-7-methylthio-3,4-dihydro-1-methylpyrimido[4,5-d]pyrimidin-2(1H)-one in 10 ml of dichloromethane was treated with 430 mg (1.24 mmol) of 3-chloroperbenzoic acid (50% w/w water). After 18 hours 40 ml of saturated aqueous sodium bicarbonate solution and 40 ml of dichloromethane were added and the phases were separated. The organic phase was dried over magnesium sulphate, filtered and evaporated to give 200 mg (91%) of 3-(2,6-difluorophenyl)-7-methanesulphonyl-3,4-dihydro-1-methylpyrimido[4,5-d]pyrimidin-2(1H)-one as a white solid. [Mass spectrum (ESI) MH⁺ = 355].

Example 36

[0113] A mixture of 200 mg (0.52 mmol) of 3-(2,4-dichlorophenyl)-7-methanesulphonyl-3,4-dihydro-1-methylpyrimido[4,5-d]pyrimidin-2(1H)-one and 300 mg (1.4 mmol) of 4-[2-(diethylamino)ethoxy]aniline was heated at 180°C for 30 minutes and then cooled. The residue was subjected to column chromatography on silica gel using dichloromethane/methanol/acetic acid/water (240:24:3:2) for the elution. Product-containing fractions were combined and evaporated and the residue was evaporated with toluene. The residue was then dissolved in 40 ml of dichloromethane, washed with 40 ml of saturated aqueous sodium bicarbonate solution, dried over magnesium sulphate, filtered and evaporated to give 20 mg (8%) of 3-(2,4-dichlorophenyl)-7-[4-[2-(diethylamino)ethoxy]anilino]-3,4-dihydro-1-methylpyrimido[4,5-d]

pyrimidin-2(1H)-one as an orange coloured solid of melting point 172°C.

[0114] The 3-(2,4-dichlorophenyl)-7-methanesulphonyl-3,4-dihydro-1-methylpyrimido[4,5-d]pyrimidin-2(1H)-one used as the starting material was prepared in a manner analogous to that described in Example 35 for 3-(2,6-difluorophenyl)-7-methanesulphonyl-3,4-dihydro-1-methylpyrimido[4,5-d]pyrimidin-2(1H)-one using 2,4-dichloroaniline in place of 2,6-difluoroaniline.

Example 37

[0115] A mixture of 200 mg (0.52 mmol) of 3-(2,6-dichlorophenyl)-7-methanesulphonyl-3,4-dihydro-1-[3-(2-phthalimidoethyl)phenyl]pyrimido[4,5-d]pyrimidin-2(1H)-one and 3 ml of aniline was heated at 180°C for 40 minutes and then cooled. The mixture was partitioned between 40 ml of dichloromethane and 40 ml of 2M hydrochloric acid. The organic phase was dried over magnesium sulphate, filtered and evaporated. The residue was subjected to column chromatography on silica gel using diethyl ether/hexane (1:1) for the elution. The product-containing fractions were combined and evaporated to give 30 mg (29%) of 7-anilino 3-(2,6-dichlorophenyl)-3,4-dihydro-1-[3-(2-phthalimidoethyl)phenyl]pyrimido[4,5-d]pyrimidin-2(1H)-one as a white solid of melting point 142°C.

[0116] The 3-(2,6-dichlorophenyl)-7-methanesulphonyl-3,4-dihydro-1-[3-(2-phthalimidoethyl)phenyl]pyrimido[4,5-d]pyrimidin-2(1H)-one used as the starting material was prepared as follows:

a) To a solution of 10 g (60 mmol) of 3-nitrophenylacetic acid in 120 ml of ethanol were added 20 ml of a saturated solution of hydrogen chloride in ethyl acetate and the mixture was heated at reflux for 4 hours, cooled and left to stand at room temperature for 18 hours. The mixture was evaporated and the residue was partitioned between 120 ml of diethyl ether and 100 ml of saturated aqueous sodium bicarbonate solution. The organic phase was dried over magnesium sulphate, filtered and evaporated to give 10.3g (82%) of ethyl 3-nitrophenylacetate as a pale yellow oil. [NMR spectrum (250MHz) δ 1.25(t) (3H), δ 3.68(s) (2H), δ 4.16(q) (2H), δ 6.5- δ 6.7(m) (3H), δ 7.09(dd) (1H)].

b) A solution of 10.3 g (49 mmol) of ethyl 3-nitrophenylacetate in 120 ml of ethanol was hydrogenated over 1 g of 10% palladium on charcoal for 6 hours. The mixture was filtered and the filtrate evaporated to give 9.3g (100%) of ethyl 3-aminophenylacetate as a yellow oil. [NMR spectrum (250MHz) δ 1.19(t) (3H), δ 3.48(s) (2H), δ 4.16(q) (2H), δ 7.48(dd) (1H), δ 7.62(d) (1H), δ 8.12(m) (2H)].

c) A mixture of 5 g (21.5 mmol) of ethyl 4-chloro-2-methylthio-pyrimidine-5-carboxylate and 4 g (22.3 mmol) of ethyl 3-aminophenylacetate in 80 ml of 1,4-dioxan was treated with 6 ml (43 mmol) of triethylamine and then heated at 60°C for 4 hours. The mixture was cooled and evaporated. The residue was partitioned between 120 ml of ethyl acetate and 100 ml of 2M hydrochloric acid. The organic phase was dried over magnesium sulphate, filtered and evaporated to give 7.4 g (92%) of ethyl 4-[3-(ethoxycarbonylmethyl)-phenyl]amino-2-methylthiopyrimidine-5-carboxylate as a pale orange coloured oil which solidifies slowly to a white solid. [Mass spectrum (ESI) MH^+ = 376].

d) To a solution, cooled in ice, of 1.3 g (34 mmol) of lithium aluminium hydride in 70 ml of tetrahydrofuran was added dropwise a solution of 6.5 g (17 mmol) of ethyl 4-[3-(ethoxycarbonylmethyl)phenyl]amino-2-methylthiopyrimidine-5-carboxylate in 70ml of tetrahydrofuran. The cooling was removed and the mixture was stirred at room temperature for 2 hours. The reaction was quenched by the cautious dropwise addition of 1.2 ml of water, 1.2 ml of 2M aqueous sodium hydroxide and finally 3.6 ml of water. The resulting suspension was filtered through a filter aid and the filtrate was evaporated. The residue was subjected to column chromatography on silica gel using dichloromethane/methanol (10:1) for the elution. Product-containing fractions were combined and evaporated to give 3.1 g (62%) of 5-hydroxymethyl-4-[3-(2-hydroxyethyl)phenyl]amino-2-methylthiopyrimidine as a yellow oil. [Mass spectrum (ESI) MH^+ = 292].

e) To a solution of 3.1 g (10.7 mmol) of 5-hydroxymethyl-4-[3-(2-hydroxyethyl)-phenyl]amino-2-methylthiopyrimidine in 250 ml of dichloromethane were added 9 g (100 mmol) of manganese dioxide and the mixture was stirred for 24 hours. The mixture was filtered through a filter aid and the filtrate was evaporated to give 2.6 g (84%) of 5-formyl-4-[3-(2-hydroxyethyl)phenyl]amino-2-methylthiopyrimidine as a white solid. [Mass spectrum (ESI) MH^+ = 290].

f) A solution of 4 g (13.8 mmol) of 5-formyl-4-[3-(2-hydroxyethyl)phenyl]amino-2-methylthiopyrimidine in 80 ml of toluene was treated with 2.4 g (15 mmol) of 2,6-dichloroaniline and 0.25 g (1.3 mmol) of 4-toluenesulphonic acid monohydrate and the mixture was heated under reflux with azeotropic removal of water for 18 hours and then cooled. The mixture was evaporated and the residue was dissolved in 40 ml of tetrahydrofuran and added dropwise

to a solution of 0.6 g (16 mmol) of lithium aluminium hydride in 40 ml of tetrahydrofuran. After 1 hour the reaction was quenched by the cautious dropwise addition of 0.6 ml of water, 0.6 ml of 2M aqueous sodium hydroxide and 1.8 ml of water. The resulting suspension was filtered through a filter aid and the filtrate was evaporated. The residue was subjected to column chromatography on silica using dichloromethane/methanol for the elution in a gradient from a ratio of 50:1 to a ratio of 10:1. Product-containing fractions from the first product to be eluted from the column were combined and evaporated to give 1 g (17%) of 5-(2,6-dichloroanilino)methyl-4-[3-(2-hydroxyethyl)phenyl]amino-2-methylthiopyrimidine as a white solid. Mass spectrum (ESI) $MH^+ = 435$. Product-containing fractions from the second product to be eluted from the column were combined and evaporated to give 1.8 g (45%) of 5-hydroxymethyl-4-[3-(2-hydroxyethyl)phenyl]amino-2-methylthiopyrimidine as a white solid. [Mass spectrum (ESI) $MH^+ = 292$].

g) A solution of 1 g (2.3 mmol) of 5-(2,6-dichloroanilino)methyl-4-[3-(2-hydroxyethyl)phenyl]amino-2-methylthiopyrimidine in 60 ml of tetrahydrofuran was treated with 0.8 ml (6 mmol) of triethylamine and the mixture was added dropwise to a solution of 1.8 ml of phosgene (20% in toluene) in 40 ml of tetrahydrofuran. The cooling was removed. After 2 hours 100 ml of saturated aqueous ammonium chloride solution were added. The mixture was separated and the organic phase was dried over magnesium sulphate, filtered and evaporated. The residue was subjected to column chromatography on silica gel using diethyl ether/hexane (1:2) for the elution. Product-containing fractions were combined and evaporated to give 0.5 g (50%) of 3-(2,6-dichlorophenyl)-7-methylthio-3,4-dihydro-1-[3-(2-chloroethyl)phenyl]pyrimido[4,5-d]pyrimidin-2(1H)-one as a white solid. [Mass spectrum (ESI) $MH^+ = 479$].

h) A solution of 0.5 g (1.1 mmol) of 3-(2,6-dichlorophenyl)-7-methylthio-3,4-dihydro-1-[3-(2-chloroethyl)phenyl]pyrimido[4,5-d]pyrimidin-2(1H)-one in 30 ml of dimethylformamide was treated with 0.2 g (1.1 mmol) of phthalimide potassium salt and the mixture was heated at 80°C for 2 hours. The cooled mixture was evaporated and partitioned between 40 ml of dichloromethane and 40 ml of water. The organic phase was dried over magnesium sulphate, filtered and evaporated. The residue was subjected to column chromatography on silica gel using diethyl ether/hexane (1:1) for the elution. Product-containing fractions were combined and evaporated to give 0.43 g (70%) of 3-(2,6-dichlorophenyl)-7-methylthio-3,4-dihydro-1-[3-(2-phthalimidoethyl)phenyl]pyrimido[4,5-d]pyrimidin-2(1H)-one as a white solid. [Mass spectrum (ESI) $MH^+ = 590$].

i) A solution of 400 mg (0.68 mmol) of 3-(2,6-dichlorophenyl)-7-methylthio-3,4-dihydro-1-[3-(2-phthalimidoethyl)phenyl]pyrimido[4,5-d]pyrimidin-2(1H)-one in 20 ml of dichloromethane was treated with 470 mg (1.36 mmol) of 3-chloroperbenzoic acid (50% w/w in water). After 18 hours 40 ml of saturated aqueous sodium bicarbonate solution and 40 ml of dichloromethane were added and the phases were separated. The organic phase was dried over magnesium sulphate, filtered and evaporated to give 370 mg (88%) of 3-(2,6-dichlorophenyl)-7-methanesulphonyl-3,4-dihydro-1-[3-(2-phthalimidoethyl)phenyl]pyrimido[4,5-d]pyrimidin-2(1H)-one as a white solid. [Mass spectrum (ESI) $MH^+ = 622$].

Example 38

[0117] A solution of 30 mg (0.05 mmol) of 3-(2,6-dichlorophenyl)-7-anilino-3,4-dihydro-1-[3-(2-phthalimidoethyl)phenyl]pyrimido[4,5-d]pyrimidin-2(1H)-one in 5 ml of ethanol was treated with 0.02 ml of hydrazine hydrate. After 5 hours the mixture was evaporated and 10 ml of dichloromethane were added to the residue. The resulting suspension was filtered and the filtrate was evaporated. The residue was subjected to column chromatography on silica gel using dichloromethane/methanol/acetic acid/water (240:24:3:2) for the elution. Product-containing fractions were combined and evaporated and the residue was evaporated with toluene. The residue was then dissolved in 40 ml of dichloromethane, washed with 40 ml of saturated aqueous sodium bicarbonate solution, dried over magnesium sulphate, filtered and evaporated to give 12 mg (50%) of 1-[3-(2-aminoethyl)-phenyl]-7-anilino-3-(2,6-dichlorophenyl)-3,4-dihydropyrimido[4,5-d]pyrimidin-2(1H)-one as a white solid of melting point 208°C.

Example 39

[0118] A mixture of 250 mg (0.98 mmol) of 3-methyl-7-methanesulphonyl-3,4-dihydro-1-methylpyrimido[4,5-d]pyrimidin-2(1H)-one and 560 mg (2.7 mmol) of 4-[2-(diethylamino)ethoxy] aniline was heated at 180°C for 35 minutes and then cooled. The residue was subjected to column chromatography on silica gel using dichloromethane/methanol/acetic acid/water (240:24:3:2) for the elution. Product-containing fractions were combined and evaporated and the residue was evaporated with toluene. The residue was then dissolved in 40 ml of dichloromethane, washed with 40 ml of saturated aqueous sodium bicarbonate solution, dried over magnesium sulphate, filtered and evaporated. The residue was triturated in hexane, filtered off and dried to give 23 mg (7%) of 7-[4-[2-(diethylamino)ethoxy]anilino]-

3,4-dihydro-1,3-dimethylpyrimido[4,5-d]pyrimidin-2(1H)-one as a white solid of melting point 186°C.

[0119] The 3-methyl-7-methanesulphonyl-3,4-dihydro-1-methylpyrimido[4,5-d]pyrimidin-2(1H)-one used as the starting material was prepared in a manner analogous to that described in Example 4 for 3-cyclohexyl-7-methanesulphonyl-3,4-dihydro-1-methylpyrimido[4,5-d]pyrimidin-2(1H)-one using methylamine (as a 2M solution in tetrahydrofuran) in place of cyclohexylamine.

Example 40

[0120] A mixture of 160 mg (0.45 mmol) of 3-(2-chloro-6-methylphenyl)-7-methanesulphonyl-3,4-dihydro-1-methylpyrimido[4,5-d]pyrimidin-2(1H)-one and 300 mg (1.4 mmol) of 4-[2-(diethylamino)ethoxy]aniline was heated at 180°C for 35 minutes and then cooled. The residue was subjected to column chromatography on silica gel using dichloromethane/methanol/acetic acid/water (240:24:3:2) for the elution. Product-containing fractions were combined and evaporated and the residue was evaporated with toluene. The residue was then dissolved in 30 ml of dichloromethane, washed twice with 20 ml of saturated aqueous sodium bicarbonate solution each time, dried over magnesium sulphate, filtered and evaporated. The residue was purified further by HPLC. The mobile phase was water/0.1% trifluoroacetic acid (A) and acetonitrile/0.07% trifluoroacetic acid (B); the gradient was 5%-95% B over 20 minutes; and the product was detected using an ultraviolet detector at a wavelength of 215 nm. Product-containing fractions were lyophilized and the lyophilisate was dissolved in 30 ml of dichloromethane, washed twice with 20 ml of saturated aqueous sodium bicarbonate solution each time, dried over magnesium sulphate, filtered and evaporated to give 5 mg (2%) of 3-(2-chloro-6-methylphenyl)-7-[4-[2-(diethylamino)ethoxy]anilino]-3,4-dihydro-1-methylpyrimido[4,5-d]pyrimidin-2(1H)-one as a yellow gum. [Mass spectrum (ESI) MH^+ = 495].

[0121] The 3-(2-chloro-6-methylphenyl)-7-methanesulphonyl-3,4-dihydro-1-methylpyrimido[4,5-d]pyrimidin-2(1H)-one used as the starting material was prepared in a manner analogous to that described in Example 35 for 3-(2,6-difluorophenyl)-7-methanesulphonyl-3,4-dihydro-1-methylpyrimido[4,5-d]pyrimidin-2(1H)-one using 2-chloro-6-methylaniline in place of 2,6-difluoroaniline.

Example 41

[0122] A mixture of 350 mg (1.2 mmol) of 3-isopropyl-7-methanesulphonyl-3,4-dihydro-1-methylpyrimido[4,5-d]pyrimidin-2(1H)-one and 500 mg (2.4 mmol) of 4-[2-(diethylamino)ethoxy]aniline was heated at 180°C for 35 minutes and then cooled. The residue was subjected to column chromatography on silica gel using dichloromethane/methanol/acetic acid/water (240:24:3:2) for the elution. Product-containing fractions were combined and evaporated and the residue was evaporated with toluene. The residue was then dissolved in 40 ml of dichloromethane, washed with 40 ml of saturated aqueous sodium bicarbonate solution, dried over magnesium sulphate, filtered and evaporated. The residue was triturated in hexane, filtered off and dried to give 40 mg (8%) of 7-[4-[2-(diethylamino)ethoxy]anilino]-3,4-dihydro-3-isopropyl-1-methylpyrimido[4,5-d]pyrimidin-2(1H)-one as a white solid of melting point 154°C.

[0123] The 3-isopropyl-7-methanesulphonyl-3,4-dihydro-1-methylpyrimido[4,5-d]pyrimidin-2(1H)-one used as the starting material was prepared in a manner analogous to that described in Example 4 for 3-cyclohexyl-7-methanesulphonyl-3,4-dihydro-1-methylpyrimido[4,5-d]pyrimidin-2(1H)-one using isopropylamine in place of cyclohexylamine.

Example 42

[0124] A mixture of 70 mg (0.15 mmol) of 3-(2,6-dichlorophenyl)-1-[2-cyclohexen-1(RS)-yl]-7-methanesulphonyl-3,4-dihydropyrimido[4,5-d]pyrimidin-2(1H)-one and 150 mg (0.7 mmol) of 4-[2-(diethylamino)ethoxy]aniline was heated at 180°C for 35 minutes and then cooled. The residue was subjected to column chromatography on silica gel using dichloromethane/methanol/acetic acid/water (240:24:3:2) for the elution. Product-containing fractions were combined and evaporated and the residue was evaporated with toluene. The residue was then dissolved in 30 ml of dichloromethane, washed twice with 20 ml of saturated aqueous sodium bicarbonate solution each time, dried over magnesium sulphate, filtered and evaporated to give 5 mg (22%) of 3-(2,6-dichlorophenyl)-1-[2-cyclohexen-1(RS)-yl]-7-[4-[2-(diethylamino)ethoxy]anilino]-3,4-dihydropyrimido[4,5-d]pyrimidin-2(1H)-one as an orange coloured gum. [Mass spectrum (ESI) MH^+ = 581].

[0125] The 3-(2,6-dichlorophenyl)-1-[2-cyclohexen-1(RS)-yl]-7-methanesulphonyl-3,4-dihydropyrimido[4,5-d]pyrimidin-2(1H)-one used as the starting material was prepared as follows:

[0126] A solution, cooled in ice, of 200 mg (0.54 mmol) of 3-(2,6-dichlorophenyl)-7-methanesulphonyl-3,4-dihydropyrimido[4,5-d]pyrimidin-2(1H)-one in 12 ml of dimethylformamide was treated with 22 mg (0.54 mmol) of sodium hydride (60% w/w). After 30 minutes the mixture was treated with 0.07 ml (0.6 mmol) of 3-bromocyclohexene and then heated at reflux for 4 hours. The mixture was evaporated and 30 ml of dichloromethane and 30 ml of water were added

to the residue. The phases were separated and the organic phase was washed with 30 ml of water, dried over magnesium sulphate, filtered and evaporated to give 70 mg (29%) 3-(2,6-dichlorophenyl)-1-[2-cyclohexen-1(RS)-yl]-7-methanesulphonyl-3,4-dihydropyrimido[4,5-d]pyrimidin-2(1H)-one as a brown oil. [Mass spectrum (ESI) MH⁺ = 453].

5 Example 43

[0127] A mixture of 200 mg (0.5 mmol) of 3-(2-bromophenyl)-7-methanesulphonyl-3,4-dihydro-1-methylpyrimido[4,5-d]pyrimidin-2(1H)-one and 208 mg (1 mmol) of 4-[2-(diethylamino)ethoxy]aniline was heated at 180°C for 30 minutes and then cooled. The residue was subjected to column chromatography on silica gel using dichloromethane/methanol/acetic acid/water (240:24:3:2) for the elution. Product-containing fractions were combined and evaporated and the residue was evaporated with toluene. The residue was then dissolved in 40 ml of dichloromethane, washed with 40 ml of saturated aqueous sodium bicarbonate solution, dried over magnesium sulphate, filtered and evaporated to give 22 mg (8%) of 3-(2-bromophenyl)-7-[4-[2-(diethylamino)ethoxy]anilino]-3,4-dihydro-1-methylpyrimido[4,5-d]pyrimidin-2(1H)-one as a cream coloured solid of melting point 144°C.

[0128] The 3-(2-bromophenyl)-7-methanesulphonyl-3,4-dihydro-1-methylpyrimido[4,5-d]pyrimidin-2(1H)-one used as the starting material was prepared in a manner analogous to that described in Example 35 for 3-(2,6-difluorophenyl)-7-methanesulphonyl-3,4-dihydro-1-methylpyrimido[4,5-d]pyrimidin-2(1H)-one using 2-bromoaniline in place of 2,6-difluoroaniline.

20 Example 44

[0129] A mixture of 200mg (0.52 mmol) of 3-(2,5-dichlorophenyl)-7-methanesulphonyl-3,4-dihydro-1-methylpyrimido[4,5-d]pyrimidin-2(1H)-one and 218mg (1.04 mmol) of 4-(2-(diethylamino)ethoxy)aniline was heated at 180°C for 30 minutes and then cooled. The residue was subjected to column chromatography on silica gel eluted with dichloromethane/methanol/acetic acid/water in a ratio of 240:24:3:2. Product containing fractions were combined, evaporated and the residue re-evaporated with toluene. The residue was dissolved in dichloromethane (40ml), washed with saturated aqueous sodium bicarbonate (40ml), dried over magnesium sulphate, filtered and evaporated to give 15mg (6%) of 3-(2,5-dichlorophenyl)-7-[4-[2-(diethylamino)ethoxy]anilino]-3,4-dihydro-1-methylpyrimido[4,5-d]pyrimidin-2(1H)-one as a white solid of melting point 138°C [Mass spectrum (ESI) MH⁺ = 514].

[0130] The 3-(2,5-dichlorophenyl)-7-methanesulphonyl-3,4-dihydro-1-methylpyrimido[4,5-d]pyrimidin-2(1H)-one used as the starting material was prepared in a manner analogous to that described in Example 35 for 3-(2,6-difluorophenyl)-7-methanesulphonyl-3,4-dihydro-1-methylpyrimido[4,5-d]pyrimidin-2(1H)-one using 2,5-dichloroaniline in place of 2,6-difluoroaniline.

35 Example 45

[0131] A mixture of 200 mg (0.5 mmol) of 3-(3-bromophenyl)-7-methanesulphonyl-3,4-dihydro-1-methylpyrimido[4,5-d]pyrimidin-2(1H)-one and 300 mg (1.4 mmol) of 4-[2-(diethylamino)ethoxy]aniline was heated at 180°C for 35 minutes and then cooled. The residue was subjected to column chromatography on silica gel using dichloromethane/methanol/acetic acid/water (240:24:3:2) for the elution. Product-containing fractions were combined, and evaporated and the residue was evaporated with toluene. The residue was then dissolved in 40 ml of dichloromethane, washed with 40 ml of saturated aqueous sodium bicarbonate solution, dried over magnesium sulphate, filtered and evaporated to give 30 mg (11%) of 3-(3-bromophenyl)-7-[4-[2-(diethylamino)ethoxy]anilino]-3,4-dihydro-1-methylpyrimido[4,5-d]pyrimidin-2(1H)-one as an off-white solid of melting point 150°C.

[0132] The 3-(3-bromophenyl)-7-methanesulphonyl-3,4-dihydro-1-methylpyrimido[4,5-d]pyrimidin-2(1H)-one used as the starting material was prepared in a manner analogous to that described in Example 35 for 3-(2,6-difluorophenyl)-7-methanesulphonyl-3,4-dihydro-1-methylpyrimido[4,5-d]pyrimidin-2(1H)-one using 3-bromoaniline in place of 2,6-difluoroaniline.

50 Example 46

[0133] A mixture of 380 mg (1.1 mmol) of 3-(2-methoxyphenyl)-7-methanesulphonyl-3,4-dihydro-1-methylpyrimido[4,5-d]pyrimidin-2(1H)-one and 3 ml of aniline was heated at 180°C for 45 minutes, then cooled and partitioned between 30 ml of dichloromethane and 30 ml of 2M hydrochloric acid. The organic phase was dried over magnesium sulphate, filtered and evaporated. The residue was subjected to column chromatography on silica gel using dichloromethane/methanol for the elution in a gradient from a ratio of 99:1 to a ratio of 20:1. Product-containing fractions were combined and evaporated to 7-anilino-3,4-dihydro-3-(2-methoxyphenyl)-1-methylpyrimido[4,5-d]pyrimidin-2(1H)-one as an off-white solid of melting point 225°C.

[0134] The 3-(2-methoxyphenyl)-7-methanesulphonyl-3,4-dihydro-1-methylpyrimido-[4,5-d]pyrimidin-2(1H)-one used as the starting material was prepared in a manner analogous to that described in Example 35 for 3-(2,6-difluorophenyl)-7-methanesulphonyl-3,4-dihydro-1-methylpyrimido[4,5-d]pyrimidin-2(1H)-one using 2-methoxyaniline in place of 2,6-difluoroaniline.

Example 47

[0135] A solution of 50 mg (0.14 mmol) of 3-(2-methoxyphenyl)-7-anilino-3,4-dihydro-1-methylpyrimido[4,5-d]pyrimidin-2(1H)-one in 15 ml of 48% aqueous hydrobromic acid was heated at reflux for 1 hour. The mixture was cooled and evaporated and the residue was triturated in hexane. The resultant solid was filtered off and dried to give 40 mg (82%) of 7-anilino-3,4-dihydro-3-(2-hydroxyphenyl)-1-methylpyrimido[4,5-d]pyrimidin-2(1H)-one as an off-white solid of melting point 192°C.

Example 48

[0136] A mixture of 200 mg (0.55 mmol) of 3-(4-methoxybenzyl)-7-methanesulphonyl-3,4-dihydro-1-methylpyrimido [4,5-d]pyrimidin-2(1H)-one and 300 mg (1.4 mmol) of 4-[2-(diethylamino)ethoxy]aniline was heated at 180°C for 20 minutes and then cooled. The residue was subjected to column chromatography on silica gel using dichloromethane/methanol/acetic acid/water (240:24:3:2) for the elution. Product-containing fractions were combined, evaporated and the residue was evaporated with toluene. The residue was then dissolved in 40 ml of dichloromethane, washed with 40 ml of saturated aqueous sodium bicarbonate solution, dried over magnesium sulphate, filtered and evaporated. The residue was triturated in hexane, filtered off and dried to give 20 mg (7%) of 7-[4-[2-(diethylamino)ethoxy]anilino]-3,4-dihydro-3-(4-methoxybenzyl)-1-methylpyrimido[4,5-d]-pyrimidin-2(1H)-one as a white solid of melting point 112°C.

[0137] The 3-(4-methoxybenzyl)-7-methanesulphonyl-3,4-dihydro-1-methylpyrimido-[4,5-d]pyrimidin-2(1H)-one used as the starting material was prepared in a manner analogous to that described in Example 4 for 3-cyclohexyl-7-methanesulphonyl-3,4-dihydro-1-methylpyrimido[4,5-d]pyrimidin-2(1H)-one using 4 using 4-methoxybenzylamine in place of cyclohexylamine.

Example 49

[0138] A mixture of 300 mg (0.6 mmol) of 3-(2-bromophenyl)-7-methanesulphonyl -3,4-dihydro-1-[3-(2-hydroxyethyl)phenyl]pyrimido[4,5-d]pyrimidin-2(1H)-one and 1.5 ml of 4-methoxybenzylamine was heated at 100°C for 1 hour. The mixture was cooled and partitioned between 30 ml of dichloromethane and 30 ml of 2M aqueous hydrochloric acid. The organic phase was dried over magnesium sulphate, filtered and evaporated. The residue was dissolved in 10 ml of trifluoroacetic acid and then heated at reflux for 3 hours. The mixture was cooled and evaporated and the residue was partitioned between 25 ml of ethyl acetate and 25 ml of saturated sodium bicarbonate solution. The organic phase was dried over magnesium sulphate, filtered and evaporated and the residue was subjected to column chromatography on silica gel using ethyl acetate for the elution. Product-containing fractions were combined and evaporated to give 105 mg (40%) of 7-amino-3-(2-bromophenyl)-3,4-dihydro-1-[3-(2-hydroxyethyl)phenyl]pyrimido[4,5-d]pyrimidin-2(1H)-one as a white solid of melting point 154°C.

[0139] The 3-(2-bromophenyl)-7-methanesulphonyl -3,4-dihydro-1-(3-(2-hydroxyethyl)-phenyl)pyrimido[4,5-d]pyrimidin-2(1H)-one used as the starting material was prepared as follows:

a) A solution of 2.5 g (8.65 mmol) of 5-formyl-4-[3-(2-hydroxyethyl)phenyl]amino-2-methylthiopyrimidine in 120 ml of toluene was treated with 1.5 g (9.3mmol) of 2-bromoaniline and 100 mg (0.5 mmol) of 4-toluenesulphonic acid monohydrate and then heated at reflux with azeotropic removal of water for 1 hour. The cooled mixture was evaporated and the residue was dissolved in 4 ml of tetrahydrofuran. The solution obtained was added dropwise to a solution of 9 ml (9 mmol) of lithium aluminium hydride (as a 1M solution in tetrahydrofuran) in 40 ml of tetrahydrofuran. After 1 hour the reaction was quenched by the cautious dropwise addition of 0.35 ml of water, 0.35 ml of 2M aqueous sodium hydroxide and 1 ml of water. The resulting suspension was filtered through a filter aid and the filtrate was evaporated. The residue was partitioned between 150 ml of ethyl acetate and 50 ml of saturated aqueous sodium bicarbonate solution. The organic phase was dried over magnesium sulphate, filtered and evaporated to give 3.5 g (91%) of 5-(2-bromoanilino)methyl-4-[3-(2-hydroxyethyl)phenyl]amino-2-methylthiopyrimidine as an orange coloured gum. [Mass spectrum (ESI) MH^+ = 444].

b) A solution of 3.5 g (7.9 mmol) of 5-(2-bromoanilino)methyl-4-[3-(2-hydroxyethyl)phenyl]amino-2-methylthiopyrimidine in 100 ml of dichloromethane was treated with 3.3 g (39 mmol) of dihydropyran and 15 mg (0.08 mmol) of 4-toluenesulphonic acid monohydrate. After 18 hours the mixture was treated with 100 mg (0.4 mmol) of pyrid-

inium 4-toluenesulphonate. After a further 3 days 100 ml of ether and 100 ml of 50% saturated brine were added. The organic phase was dried over magnesium sulphate, filtered and evaporated to give 2.6 g (62%) of 5-(2-bromoanilino)methyl-4-[3-(2-(tetrahydropyran-2-yl)oxyethyl)]phenylamino-2-methylthiopyrimidine as a yellow oil. [Mass spectrum (ESI) $MH^+ = 529$].

5

c) A solution of 2.6 g (4.9 mmol) of 5-(2-bromoanilino)methyl-4-[3-(2-(tetrahydropyran-2-yl)oxyethyl)]phenylamino-2-methylthiopyrimidine in 60 ml of tetrahydrofuran was treated with 2 ml (14.4 mmol) of triethylamine and the mixture was added dropwise to a solution, cooled in ice, of 3ml of phosgene (20% in toluene) in 20 ml of tetrahydrofuran. After 1 hour 50 ml of saturated aqueous ammonium chloride were added. The organic phase was separated, dried over magnesium sulphate, filtered and evaporated. The residue was dissolved in 100 ml of methanol and 20 ml of saturated hydrochloric acid in ethyl acetate were added. After 10 minutes the mixture was evaporated to give 1.8 g (78%) of 3-(2-bromophenyl)-7-methylthio-3,4-dihydro-1-(3-(2-hydroxyethyl)phenyl)-pyrimido[4,5-d]pyrimidin-2(1H)-one as an off-white solid. [Mass spectrum (ESI) $MH^+ = 471$].

10

d) A solution of 1.4 g (3 mmol) of 3-(2-bromophenyl)-7-methylthio-3,4-dihydro-1-(3-(2-hydroxyethyl)phenyl)pyrimido[4,5-d]pyrimidin-2(1H)-one in 60 ml of dichloromethane was treated with 2 g (6 mmol) of 3-chloroperbenzoic acid (50% w/w water). After 18 hours 40 ml of saturated aqueous sodium bicarbonate solution were added. The organic phase was dried over magnesium sulphate, filtered and evaporated to give 1.45 g (100%) of 3-(2-bromophenyl)-7-methanesulphonyl-3,4-dihydro-1-(3-(2-hydroxyethyl)-phenyl)pyrimido[4,5-d]pyrimidin-2(1H)-one as a white solid. [Mass spectrum (ESI) $MH^+ = 503$].

15

20

Example 50

[0140] A solution of 200mg (0.31 mmol) of 7-anilino-3-(2-bromophenyl)-3,4-dihydro-1-[3-(2-phthalimidoethyl)phenyl]pyrimido[4,5-d]pyrimidin-2(1H)-one in 20ml of ethanol was treated with 0.3 ml of hydrazine hydrate. After 20 hours the mixture was evaporated and the product purified by column chromatography on silica gel using dichloromethane/methanol/acetic acid/water (240:24:3:2) for the elution. Product-containing fractions were combined, evaporated and the residue evaporated with toluene. The residue was then dissolved in 50ml of dichloromethane, washed with 50ml of saturated aqueous sodium bicarbonate solution, dried over magnesium sulphate, filtered and evaporated to give 45mg (28%) of 1-[3-(2-aminoethyl)phenyl]-7-anilino-3-(2-bromophenyl)-3,4-dihydropyrimido[4,5-d]pyrimidin-2(1H)-one as a white solid of melting point 130°C.

25

30

[0141] The 7-anilino-3-(2-bromophenyl)-3,4-dihydro-1-[3-(2-phthalimidoethyl)phenyl]pyrimido[4,5-d]pyrimidin-2(1H)-one used as starting material was prepared in a method analogous to that described in Example 37 for 7-anilino-3-(2,6-dichlorophenyl)-3,4-dihydro-1-[3-(2-phthalimidoethyl)phenyl]pyrimido[4,5-d]pyrimidin-2(1H)-one using 2-bromoaniline in place of 2,6-dichloroaniline.

35

Example 51

[0142] A solution of 500mg (0.86 mmol) of 7-anilino-3,4-dihydro-3-(2,6-dimethylphenyl)-1-[3-(2-phthalimidoethyl)phenyl]pyrimido[4,5-d]pyrimidin-2(1H)-one in 30ml of ethanol was treated with 0.8 ml of hydrazine hydrate. After 18 hours the mixture was evaporated and the product purified by column chromatography on silica gel using dichloromethane/methanol/acetic acid/water (240:24:3:2) for the elution. Product-containing fractions were combined, evaporated and the residue evaporated with toluene. The residue was then dissolved in 50ml of dichloromethane, washed with 50ml of saturated aqueous sodium bicarbonate solution, dried over magnesium sulphate, filtered and evaporated. Trituration of the residue with hexane followed by filtration afforded 10mg (3%) of 1-[3-(2-aminoethyl)phenyl]-7-anilino-3,4-dihydro-3-(2,6-dimethylphenyl)-pyrimido[4,5-d]pyrimidin-2(1H)-one as a white solid of melting point 128°C.

40

45

[0143] The 7-anilino-3,4-dihydro-3-(2,6-dimethylphenyl)-1-[3-(2-phthalimidoethyl)phenyl]pyrimido[4,5-d]pyrimidin-2(1H)-one used as starting material was prepared in a method analogous to that described in Example 37 for 7-anilino-3-(2,6-dichlorophenyl)-3,4-dihydro-1-[3-(2-phthalimidoethyl)phenyl]pyrimido[4,5-d]pyrimidin-2(1H)-one using 2,6-dimethylaniline in place of 2,6-dichloroaniline.

50

Example 52

[0144] A solution of 155mg (0.23mmol) of 7-anilino-3-(2-chloro-4-trifluoromethylphenyl)-3,4-dihydro-1-[3-(2-phthalimidoethyl)phenyl]pyrimido[4,5-d]pyrimidin-2(1H)-one in 20ml of ethanol was treated with 0.3 ml of hydrazine hydrate. After 18 hours the mixture was evaporated and the product purified by column chromatography on silica gel using dichloromethane/methanol/acetic acid/water (240:24:3:2) for the elution. Product-containing fractions were combined, evaporated and the residue evaporated with toluene. The residue was then dissolved in 40ml of dichloromethane,

55

washed with 40ml of saturated aqueous sodium bicarbonate solution, dried over magnesium sulphate, filtered and evaporated. Trituration of the residue with hexane followed by filtration afforded 40mg (32%) of 1-[3-(2-aminoethyl)phenyl]-7-anilino-3-(2-chloro-4-trifluoromethylphenyl)-3,4-dihydropyrimido[4,5-d]pyrimidin-2(1H)-one as a white solid of melting point 102°C.

[0145] The 7-anilino-3-(2-chloro-4-trifluoromethylphenyl)-3,4-dihydro-1-[3-(2-phthalimidoethyl)phenyl]pyrimido[4,5-d]pyrimidin-2(1H)-one used as starting material was prepared in a method analogous to that described in Example 37 for 7-anilino-3-(2,6-dichlorophenyl)-3,4-dihydro-1-[3-(2-phthalimidoethyl)phenyl]pyrimido[4,5-d]pyrimidin-2(1H)-one using 2-chloro-4-trifluoromethylaniline in place of 2,6-dichloroaniline.

Example 53

[0146] A solution of 1.2g (1.7 mmol) of 7-anilino-1-[3-(2-(tert-butyl)diphenylsilyloxy)ethyl]phenyl]-3-(2-chloro-6-methylphenyl)-3,4-dihydropyrimido[4,5-d]pyrimidin-2(1H)-one in 30ml of tetrahydrofuran was treated with 2.25ml (2.25 mmol) of tetrabutylammonium fluoride (1M in tetrahydrofuran). The mixture was heated at reflux for 5 hours, cooled and evaporated. The residue was partitioned between 50ml of ethyl acetate and 50ml of 2M aqueous hydrochloric acid. The organic phase was washed with 40ml of water, dried over magnesium sulphate, filtered and evaporated. The residue was purified by flash chromatography on silica gel using a gradient elution from dichloromethane/methanol 100:1 to dichloromethane/methanol 100:5. Product-containing fractions were evaporated to give 350mg (42%) of 7-anilino-3-(2-chloro-6-methylphenyl)-3,4-dihydro-1-[3-(2-hydroxyethyl)phenyl]pyrimido[4,5-d]pyrimidin-2(1H)-one as a gum. [Mass spectrum (ESI) MH^+ = 486].

[0147] The 7-anilino-1-[3-(2-(tert-butyl)diphenylsilyloxy)ethyl]phenyl]-3-(2-chloro-6-methylphenyl)-3,4-dihydropyrimido[4,5-d]pyrimidin-2(1H)-one used as starting material was prepared as follows:

a) A solution of 3.4g (11.7 mmol) of 5-formyl-4-(3-(2-hydroxyethyl)phenylamino)-2-methylthiopyrimidine of Example 37(e) in 50ml of dimethylformamide was treated with 3.9g (14 mmol) of tert-butyl-diphenylchlorosilane, 2.4g (35 mmol) of imidazole and 50mg (0.4 mmol) of 4-(dimethylamino)pyridine. The mixture was stirred for 18 hours and then evaporated. The residue was partitioned between 150ml of ethyl acetate and 100ml of 2M aqueous hydrochloric acid. The organic phase was washed with a further 100ml of 2M aqueous hydrochloric acid, dried over magnesium sulphate, filtered and evaporated to yield 6.2g (100%) of 4-(3-(2-(tert-butyl)diphenylsilyloxy)ethyl)phenylamino)-5-formyl-2-methylthiopyrimidine as a white solid. [Mass spectrum (ESI) MH^+ = 528].

b) A mixture of 2.6g (5 mmol) of 4-(3-(2-(tert-butyl)diphenylsilyloxy)ethyl)phenylamino)-5-formyl-2-methylthiopyrimidine and 0.63ml (722mg, 5.1 mmol) of 2-chloro-6-methylaniline in 80ml of toluene was treated with 170mg (0.9 mmol) of 4-toluenesulphonic acid monohydrate and then heated at reflux with azeotropic removal of water for 2 hours. The mixture was cooled and evaporated. The residue was dissolved in 20ml of tetrahydrofuran and added dropwise to a solution of 5ml (5 mmol) of lithium aluminium hydride (1M solution in tetrahydrofuran) in a further 30ml of tetrahydrofuran. After stirring for 1 hour the reaction was quenched by the cautious dropwise addition of 1.5 ml of water, 2ml of 2M aqueous sodium hydroxide and 2.5ml of water. The mixture was filtered through a filter aid and the filtrate evaporated to give 3.3g (100%) of 4-[3-(2-(tert-butyl)diphenylsilyloxy)ethyl]phenyl]amino-5-(2-chloro-6-methylanilino)methyl-2-methylthiopyrimidine as a yellow oil which was used without further purification. [Mass spectrum (ESI) MH^+ = 653].

c) A solution of 3.3g (5 mmol) of 4-[3-(2-(tert-butyl)diphenylsilyloxy)ethyl]phenyl]amino-5-(2-chloro-6-methylanilino)methyl-2-methylthiopyrimidine in 50ml of tetrahydrofuran was treated with 1.4ml (10 mmol) of triethylamine and the resulting mixture was added dropwise to a solution of 5ml (9.6 mmol) of phosgene (20% in toluene) in 30ml of tetrahydrofuran. The mixture was stirred at room temperature for 24 hours and then heated at reflux for a further 18 hours. The mixture was cooled and evaporated. The mixture was partitioned between 40ml of dichloromethane and 40ml of saturated aqueous sodium bicarbonate. The organic phase was dried over magnesium sulphate, filtered and evaporated to give 1.58g (47%) of 1-[3-(2-(tert-butyl)diphenylsilyloxy)ethyl]phenyl]-3-(2-chloro-6-methylphenyl)-3,4-dihydro-7-methylthio-pyrimido[4,5-d]pyrimidin-2(1H)-one as a yellow solid. [Mass spectrum (ESI) MH^+ = 679].

d) A solution of 1.58g (2.3 mmol) of 1-[3-(2-(tert-butyl)diphenylsilyloxy)ethyl]phenyl]-3-(2-chloro-6-methylphenyl)-3,4-dihydro-7-methylthio-pyrimido[4,5-d]pyrimidin-2(1H)-one in 40ml of dichloromethane was treated with 1.6g (4.3 mmol) of 3-chloroperbenzoic acid (50% w/w water). After 18 hours 40 ml of saturated aqueous sodium bicarbonate was added. The organic phase was dried over magnesium sulphate, filtered and evaporated. The product was recrystallized from ethanol to yield 1.1g (67%) of 1-[3-(2-(tert-butyl)diphenylsilyloxy)ethyl]phenyl]-3-(2-chloro-6-methylphenyl)-3,4-dihydro-7-methanesulphonyl-pyrimido[4,5-d]pyrimidin-2(1H)-one as a white solid. [Mass

spectrum (ESI) $MH^+ = 711$].

e) A mixture of 1.1g (1.5 mmol) of 1-[3-(2-(tert-butyl)diphenylsilyloxy)ethyl)phenyl]-3-(2-chloro-6-methylphenyl)-3,4-dihydro-7-methanesulphonyl-pyrimido[4,5-d]pyrimidin-2(1H)-one and 3ml of aniline was heated at 180°C for 20 minutes. The mixture was cooled and added to 50ml of 2M aqueous hydrochloric acid. The resulting suspension was filtered and the solid washed with water and dried to give 1.2g (100%) of 1-[3-(2-(tert-butyl)diphenylsilyloxy)ethyl)phenyl]-7-anilino-3-(2-chloro-6-methylphenyl)-3,4-dihydropyrimido[4,5-d]pyrimidin-2(1H)-one as a tan solid. [Mass spectrum (ESI) $MH^+ = 724$].

Example 54

[0148] A solution of 250mg (0.4 mmol) of 7-anilino-3-(2-chloro-6-methylphenyl)-3,4-dihydro-1-[3-(2-phthalimidoethyl)phenyl]pyrimido[4,5-d]pyrimidin-2(1H)-one in 10ml of ethanol was treated with 0.5 ml of hydrazine hydrate. After 18 hours the mixture was evaporated and the product purified by column chromatography on silica gel using dichloromethane/methanol/acetic acid/water (240:24:3:2) for the elution. Product-containing fractions were combined, evaporated and the residue evaporated with toluene. The residue was then dissolved in 40ml of dichloromethane, washed with 40ml of saturated aqueous sodium bicarbonate solution, dried over magnesium sulphate, filtered and evaporated. Trituration of the residue with hexane followed by filtration afforded 30mg (15%) of 1-[3-(2-aminoethyl)phenyl]-7-anilino-3-(2-chloro-6-methylphenyl)-3,4-dihydropyrimido[4,5-d]pyrimidin-2(1H)-one as a white solid of melting point 192°C.

[0149] The 7-anilino-3-(2-chloro-6-methylphenyl)-3,4-dihydro-1-[3-(2-phthalimidoethyl)phenyl]pyrimido[4,5-d]pyrimidin-2(1H)-one used as starting material was prepared as follows:

a) A solution of 200mg (0.41 mmol) of 7-anilino-3-(2-chloro-6-methylphenyl)-3,4-dihydro-1-[3-(2-hydroxyethyl)phenyl]pyrimido[4,5-d]pyrimidin-2(1H)-one (prepared in Example 53) in 15ml of dichloromethane was treated with 0.12ml (0.82 mmol) of triethylamine and 87mg (0.5 mmol) of methanesulphonic anhydride. After 18 hours the mixture was washed with 30ml of saturated aqueous sodium bicarbonate, dried over magnesium sulphate, filtered and evaporated to yield 233mg (100%) of 7-anilino-3-(2-chloro-6-methylphenyl)-3,4-dihydro-1-[3-(2-methanesulphonyloxyethyl)phenyl]pyrimido[4,5-d]pyrimidin-2(1H)-one as a gum. [Mass spectrum (ESI) $MH^+ = 564$].

b) A solution of 233mg (0.41 mmol) of 7-anilino-3-(2-chloro-6-methylphenyl)-3,4-dihydro-1-[3-(2-methanesulphonyloxyethyl)phenyl]pyrimido[4,5-d]pyrimidin-2(1H)-one in 10ml of dimethylformamide was treated with 100mg (0.54 mmol) of potassium phthalimide and the mixture heated at 90°C for 3 hours. The mixture was cooled and evaporated. The residue was partitioned between 50ml of ethyl acetate and 50ml of water. The organic phase was dried over magnesium sulphate, filtered and evaporated to give 250mg (99%) of 7-anilino-3-(2-chloro-6-methylphenyl)-3,4-dihydro-1-[3-(2-phthalimidoethyl)phenyl]pyrimido[4,5-d]pyrimidin-2(1H)-one as a white solid. [Mass spectrum (ESI) $MH^+ = 615$].

Example 55

[0150] A solution of 90mg (0.14mmol) of 7-anilino-3-(2,5-dichlorophenyl)-3,4-dihydro-1-[3-(2-phthalimidoethyl)phenyl]pyrimido[4,5-d]pyrimidin-2(1H)-one and 0.07ml of hydrazine hydrate in 15ml of methanol was stirred at room temperature under an atmosphere of nitrogen for 18 hours. The reaction was evaporated and the residue purified by flash column chromatography on silica gel, eluting with dichloromethane/methanol/ acetic acid/water (240:24:3:2). Product containing fractions were combined and evaporated and the residue re-evaporated with toluene. The residue was then dissolved in 20ml of dichloromethane, washed with 20ml of saturated aqueous sodium bicarbonate, dried over magnesium sulphate, filtered and evaporated to give 37mg (52%) of 1-[3-(2-aminoethyl)phenyl]-7-anilino-3-(2,5-dichlorophenyl)-3,4-dihydropyrimido[4,5-d]pyrimidin-2(1H)-one as a white solid of melting point 120-123°C. [Mass spectrum (ESI) $MH^+ = 505$].

[0151] The 7-anilino-3-(2,5-dichlorophenyl)-3,4-dihydro-1-[3-(2-phthalimidoethyl)phenyl]pyrimido[4,5-d]pyrimidin-2(1H)-one used as the starting material was prepared from 7-anilino-3-(2,5-dichlorophenyl)-3,4-dihydro-1-[3-(2-hydroxyethyl)phenyl]pyrimido[4,5-d]pyrimidin-2(1H)-one (prepared in a manner analogous to that of Example 53 using 2,5-dichloroaniline in place of 2-chloro-6-methylaniline) in a method analogous to that described in Example 54.

Example 56

[0152] 200mg (0.40 mmol) of 3-(2-bromophenyl)-3,4-dihydro-1-[3-(2-hydroxyethyl)phenyl]-7-methanesulphonyl-pyrimido[4,5-d]pyrimidin-2(1H)-one was treated with 250mg (1.2 mmol) of 4-[2-(diethylamino)ethoxy]aniline and the mixture heated at 180°C for 40 minutes. The mixture was cooled and the product purified by column chromatography on

silica gel using dichloromethane/methanol/acetic acid/water (240:24:3:2) for the elution. Product-containing fractions were combined, evaporated and the residue evaporated with toluene. The residue was then dissolved in 40ml of dichloromethane, washed with 40ml of saturated aqueous sodium bicarbonate solution, dried over magnesium sulphate, filtered and evaporated to give 45mg (18%) of 3-(2-bromophenyl)-7-[4-[2-(diethylamino)ethoxy]anilino]-3,4-dihydro-1-[3-(2-hydroxyethyl)phenyl]pyrimido[4,5-d]pyrimidin-2(1H)-one as a white solid of melting point 98°C.

[0153] The 3-(2-bromophenyl)-3,4-dihydro-1-[3-(2-hydroxyethyl)phenyl]-7-methanesulphonyl-pyrimido[4,5-d]pyrimidin-2(1H)-one used as starting material was prepared as follows:

a) A solution of 3.5g (7.9 mmol) of 5-(2-bromoanilino)methyl-4-[3-(2-hydroxyethyl)phenyl]amino-2-methylthiopyrimidine (prepared in a method analogous to that for 5-(2,6-dichloroanilino)methyl-4-[3-(2-hydroxyethyl)phenyl]amino-2-methylthiopyrimidine of Example 37(f) using 2-bromoaniline in place of 2,6-dichloroaniline) in 100ml of dichloromethane was treated with 3.3g (39 mmol) of 2,3-dihydropyran and 15mg (0.08 mmol) of toluenesulphonic acid monohydrate and the mixture stirred at room temperature for 3 days. Subsequently 100ml of diethyl ether and 100ml of brine were added. The mixture was separated and the organic phase dried over magnesium sulphate, filtered and evaporated. Flash chromatography on silica gel using diethyl ether and hexane in a ratio of 1:1 as eluent afforded 2.6g of 5-(2-bromoanilino)methyl-4-[3-(2-(tetrahydropyranyloxy)ethyl)phenyl]amino-2-methylthiopyrimidine as a yellow oil. [Mass spectrum (ESI) MH^+ = 529].

b) A solution of 2.6g (4.9 mmol) of 5-(2-bromoanilino)methyl-4-[3-(2-(tetrahydropyranyloxy)ethyl)phenyl]amino-2-methylthiopyrimidine in 40ml of tetrahydrofuran was treated with 2ml (14.4 mmol) of triethylamine and the resulting solution added dropwise to an ice-cooled solution of phosgene (3ml of a 20% solution in toluene, 5.8 mmol) in 40ml of tetrahydrofuran. After 1 hour 50ml of a saturated solution of ammonium chloride was added. The mixture was separated and the organic phase dried over magnesium sulphate and filtered. To the solution was added 20ml of a saturated solution of hydrogen chloride in ethyl acetate. After 10 minutes the solution was evaporated to afford 1.8g (78%) of 3-(2-bromophenyl)-3,4-dihydro-1-[3-(2-(hydroxyethyl)phenyl)-7-methylthio-pyrimido[4,5-d]pyrimidin-2(1H)-one as a white solid. [Mass spectrum (ESI) MH^+ = 471].

c) A solution of 1.4g (3mmol) of 3-(2-bromophenyl)-3,4-dihydro-1-[3-(2-hydroxyethyl)phenyl]-7-methylthio-pyrimido[4,5-d]pyrimidin-2(1H)-one in 60ml of dichloromethane was treated with 2g (6mmol) of 3-chloroperbenzoic acid (50% w/w water) and the mixture stirred for 18 hours. The mixture was washed with 50ml of saturated aqueous sodium bicarbonate, dried over magnesium sulphate, filtered and evaporated to give 1.45g (100%) of 3-(2-bromophenyl)-3,4-dihydro-1-[3-(2-hydroxyethyl)phenyl]-7-methanesulphonyl-pyrimido[4,5-d]pyrimidin-2(1H)-one as a white solid. [Mass spectrum (ESI) MH^+ = 503].

Example 57

[0154] A solution of 1.3g (1.7 mmol) of 7-anilino-3-(2-bromophenyl)-3,4-dihydro-1-[3-((1,1-dimethyl-2-(tert-butyl)di-phenylsilyloxy)ethyl)phenyl]pyrimido[4,5-d]pyrimidin-2(1H)-one in 30ml of tetrahydrofuran was treated with 2.1ml (2.1mmol) of tetrabutylammonium fluoride (1M in tetrahydrofuran). The mixture was heated at reflux for 5 hours, cooled and evaporated. The residue was partitioned between 50ml of ethyl acetate and 50ml of 2M aqueous hydrochloric acid. The organic phase was washed with 40ml of water, dried over magnesium sulphate, filtered and evaporated. The residue was purified by flash chromatography on silica gel using a gradient elution from dichloromethane/methanol 100:1 to dichloromethane/methanol 100:5. Product-containing fractions were evaporated and the residue recrystallized from ethyl acetate to give 500mg (54%) of 7-anilino-3-(2-bromophenyl)-3,4-dihydro-1-[3-((1,1-dimethyl-2-hydroxy)ethyl)phenyl]pyrimido[4,5-d]pyrimidin-2(1H)-one as a cream-coloured solid of melting point 178°C. [Mass spectrum (ESI) MH^+ = 545].

[0155] The 7-anilino-3-(2-bromophenyl)-3,4-dihydro-1-[3-((1,1-dimethyl-2-(tert-butyl)di-phenylsilyloxy)ethyl)phenyl]pyrimido[4,5-d]pyrimidin-2(1H)-one used as starting material was prepared in a method analogous to 7-anilino-3-(2-chloro-6-methylphenyl)-3,4-dihydro-1-[3-(2-(tert-butyl)di-phenylsilyloxy)ethyl)phenyl]pyrimido[4,5-d]pyrimidin-2(1H)-one of Example 53 starting from 5-formyl-4-(3-((1,1-dimethyl-2-hydroxy)ethyl)phenylamino)-2-methylthiopyrimidine in place of 5-formyl-4-(3-(2-hydroxyethyl)phenylamino)-2-methylthiopyrimidine and 2-bromoaniline in place of 2-chloro-6-methylaniline.

[0156] 5-Formyl-4-(3-((1,1-dimethyl-2-hydroxy)ethyl)phenylaznino)-2-methylthiopyrimidine was prepared in a method analogous to 5-formyl-4-(3-(2-hydroxyethyl)phenylamino)-2-methylthiopyrimidine of Example 37 using ethyl (2,2-dimethyl-2-(3-nitrophenyl))acetate in place of ethyl 3-nitrophenylacetate.

[0157] Ethyl (2,2-dimethyl-2-(3-nitrophenyl))acetate was prepared as follows:

[0158] A solution of 5g (24mmol) of ethyl 3-nitrophenylacetate in 20ml tetrahydrofuran was added dropwise to a suspension of 2.88g (72mmol) of sodium hydride(60% w/w) in 80ml of tetrahydrofuran. After 30 minutes, 3.6ml (57

mmol) of iodomethane was added dropwise and the resulting brown suspension stirred for 1 hour. 50ml of saturated aqueous ammonium chloride was cautiously added followed by 50ml of ethyl acetate. The mixture was separated and the organic phase washed with 50ml of brine, dried over magnesium sulphate, filtered and evaporated to afford 5.5g (97%) of ethyl (2,2-dimethyl-2-(3-nitrophenyl))acetate as a brown oil. [Mass spectrum (ESI) MH^+ = 238].

Example 58

[0159] A solution of 250mg (0.37 mmol) of 7-anilino-3-(2-bromophenyl)-3,4-dihydro-1-[3-((1,1-dimethyl-2-phthalimido)ethyl)phenyl]pyrimido[4,5-d]pyrimidin-2(1H)-one in 10ml of ethanol was treated with 0.5 ml of hydrazine hydrate. After 18 hours the mixture was evaporated and the product purified by column chromatography on silica gel using dichloromethane/methanol/acetic acid/water (240:24:3:2) for the elution. Product-containing fractions were combined, evaporated and the residue evaporated with toluene. The residue was then dissolved in 50ml of dichloromethane, washed with 50ml of saturated aqueous sodium bicarbonate solution, dried over magnesium sulphate, filtered and evaporated. The residue was triturated in hexane to give 40mg (20%) of 1-[3-((2-amino-1,1-dimethyl)ethyl)phenyl]-7-anilino-3-(2-bromophenyl)-3,4-dihydropyrimido[4,5-d]pyrimidin-2(1H)-one as a white solid of melting point 188°C.

[0160] The 7-anilino-3-(2-bromophenyl)-3,4-dihydro-1-[3-((1,1-dimethyl-2-phthalimido)ethyl)phenyl]pyrimido[4,5-d]pyrimidin-2(1H)-one used as starting material was prepared from 7-anilino-3-(2-bromophenyl)-3,4-dihydro-1-[3-((1,1-dimethyl-2-hydroxy)ethyl)phenyl]pyrimido[4,5-d]pyrimidin-2(1H)-one (prepared in Example 57) in a method analogous to that used in Example 54.

Example 59

[0161] A solution of 130mg (0.31 mmol) of 3-(2-bromophenyl)-7-methanesulphonyl-3,4-dihydro-1-[3-(2-phthalimidoethyl)phenyl]pyrimido[4,5-d]pyrimidin-2(1H)-one from Example 50 was treated with 1g (8 mmol) of 4-methoxyaniline. The mixture was heated to 120°C for 2 hours. The mixture was cooled and treated with 30ml of 2M aqueous hydrochloric acid. The suspended solid was filtered, washed with water and dried. The solid was dissolved in 20ml of ethanol and treated with 0.2 ml of hydrazine hydrate. After 18 hours the mixture was evaporated and the product purified by column chromatography on silica gel using dichloromethane/methanol/acetic acid/water (240:24:3:2) for the elution. Product-containing fractions were combined, evaporated and the residue evaporated with toluene. The residue was then dissolved in 50ml of dichloromethane, washed with 50ml of saturated aqueous sodium bicarbonate solution, dried over magnesium sulphate, filtered and evaporated to give 35mg (31%) of 1-[3-(2-aminoethyl)phenyl]-3-(2-bromophenyl)-7-(4-methoxyanilino)-3,4-dihydropyrimido[4,5-d]pyrimidin-2(1H)-one as a white solid of melting point 132-133°C.

Example 60

[0162] 25mg of 1-[3-(2-aminoethyl)phenyl]-3-(2-bromophenyl)-7-(4-methoxyanilino)-3,4-dihydropyrimido[4,5-d]pyrimidin-2(1H)-one (prepared in Example 59) was treated with 2ml of 40% aqueous hydrobromic acid and the mixture heated at 150°C for 2 hours. The mixture was cooled and evaporated. The residue was triturated with hexane to afford 20mg (80%) of 1-[3-(2-aminoethyl)phenyl]-3-(2-bromophenyl)-7-(4-hydroxyanilino)-3,4-dihydropyrimido[4,5-d]pyrimidin-2(1H)-one hydrobromide as a white solid of melting point 210°C (decomposition).

Example 61

[0163] A solution of 230mg of 7-anilino-3-(2-bromophenyl)-3,4-dihydro-1-[3-(phthalimidomethyl)phenyl]pyrimido[4,5-d]pyrimidin-2(1H)-one in 10ml of ethanol was treated with 0.5ml of hydrazine hydrate. After 18 hours the mixture was evaporated and the product purified by column chromatography on silica gel using dichloromethane/methanol/acetic acid/water (240:24:3:2) for the elution. Product-containing fractions were combined, evaporated and the residue evaporated with toluene. The residue was then dissolved in 50ml of dichloromethane, washed with 50ml of saturated aqueous sodium bicarbonate solution, dried over magnesium sulphate, filtered and evaporated to give 5mg (2.8%) of 1-[3-(aminomethyl)phenyl]-7-anilino-3-(2-bromophenyl)-3,4-dihydropyrimido[4,5-d]pyrimidin-2(1H)-one as a white solid of melting point 121°C.

[0164] The 7-anilino-3-(2-bromophenyl)-3,4-dihydro-1-[3-(phthalimidomethyl)phenyl]pyrimido[4,5-d]pyrimidin-2(1H)-one used as starting material was prepared as follows:

- a) A solution of 5g (33mmol) of 3-nitrobenzyl alcohol in 100ml of dimethylformamide was treated with 10.8g (40mmol) of tert-butyl diphenylchlorosilane, 6.7g (99mmol) of imidazole and 100mg (0.9mmol) of 4-(dimethylamino)pyridine and the mixture stirred at ambient temperature for 4 hours. The solvent was evaporated and the residue partitioned between 100ml of ethyl acetate and 100ml of 2M aqueous hydrochloric acid. The organic phase was

washed with a further 50ml of 2M aqueous hydrochloric acid, dried over magnesium sulphate, filtered and evaporated to afford 12.9g (100%) of 3-(tert-butylidiphenylsilyloxymethyl)nitrobenzene as a colourless oil. [Mass spectrum (ESI) $MH^+ = 392$].

5 b) A solution of 12.9g (33mmol) of 3-(tert-butylidiphenylsilyloxymethyl)nitrobenzene in 150ml of ethanol was treated with 1g of 10% palladium on charcoal and then shaken in an atmosphere of hydrogen for 18 hours. The mixture was filtered and the filtrate evaporated to afford 12g (100%) of 3-(tert-butylidiphenylsilyloxymethyl)aniline as a colourless oil. [Mass spectrum (ESI) $MH^+ = 362$].

10 c) A solution of 2.32g (10mmol) of ethyl 4-chloro-2-methylthiopyrimidine-5-carboxylate in 30ml of 1,4-dioxan was treated with 1.4ml (10mmol) of triethylamine and 4.7g (13mmol) of 3-(tert-butylidiphenylsilyloxymethyl)aniline. The mixture was heated to 50°C for 18 hours and then evaporated. The residue was partitioned between 50ml of ethyl acetate and 50ml of 2M aqueous hydrochloric acid. The organic phase was dried over magnesium sulphate, filtered and evaporated to afford 5.6g (100%) of ethyl 4-[3-(tert-butylidiphenylsilyloxymethyl)anilino]-2-methylthiopyrimidine-5-carboxylate as a colourless oil. [Mass spectrum (ESI) $MH^+ = 558$].

15 d) A solution of 5.6g (10mmol) of ethyl 4-[3-(tert-butylidiphenylsilyloxymethyl)anilino]-2-methylthiopyrimidine-5-carboxylate in 30ml of tetrahydrofuran was added dropwise to an ice-cooled solution of 10ml of a 1M solution of lithium aluminium hydride in tetrahydrofuran (10 mmol) in a further 20ml of tetrahydrofuran. After 1 hour the reaction was cautiously quenched by the sequential addition of 1ml of water, 1.5ml of 2M aqueous sodium hydroxide and 2ml of water. The mixture was filtered through hyflo filter aid and the solids washed thoroughly with tetrahydrofuran. The combined filtrate and washings were evaporated to afford 4.6g(88%) of 4-[3-(tert-butylidiphenylsilyloxymethyl)anilino]-5-hydroxymethyl-2-methylthiopyrimidine as a yellow oil. (Mass spectrum (ESI) $MH^+ = 516$].

20 e) A solution of 7.7g (15 mmol) of 4-[3-(tert-butylidiphenylsilyloxymethyl)anilino]-5-hydroxymethyl-2-methylthiopyrimidine in 100ml of dichloromethane was treated with 13g (150mmol) of manganese dioxide and the mixture stirred for 18 hours. The mixture was filtered and the filtrate evaporated. The product was purified by flash chromatography on silica gel using ethyl acetate/hexane as eluent in a ratio of 1:2. Product-containing fractions were combined and evaporated to afford 3.5g (46%) of 4-[3-(tert-butylidiphenylsilyloxymethyl)anilino]-2-methylthiopyrimidine-5-carboxaldehyde as a colourless oil. (Mass spectrum (ESI) $MH^+ = 514$]

25 f) A solution of 3.5g (6.8mmol) of 4-[3-(tert-butylidiphenylsilyloxymethyl)anilino]-2-methylthiopyrimidine-5-carboxaldehyde in 100ml of toluene was treated with 12g (7mmol) of 2-bromoaniline and 100mg (0.5mmol) of toluenesulphonic acid monohydrate. The mixture was heated to reflux with azeotropic removal of water for 2 hours and then cooled and evaporated. The residue was dissolved in 20ml of tetrahydrofuran and then added dropwise to an ice-cooled solution of 7ml of 1M lithium aluminium hydride in tetrahydrofuran (7mmol) in a further 20ml of tetrahydrofuran. After 1 hour the reaction was cautiously quenched by the sequential addition of 1.5ml of water, 2ml of 2M aqueous sodium hydroxide and 3ml of water. The mixture was filtered through hyflo filter aid and the solids washed thoroughly with tetrahydrofuran. The combined filtrate and washings were evaporated to afford 4.5g (100%) of 5-((2-bromoanilino)methyl)-4-[3-(tert-butylidiphenylsilyloxymethyl)anilino]-2-methylthiopyrimidine as a white solid. [Mass spectrum (ESI) $MH^+ = 670$].

30 g) A solution of 4.5g (6.8mmol) 5-((2-bromoanilino)methyl)-4-[3-(tert-butylidiphenylsilyloxymethyl)anilino]-2-methylthiopyrimidine and 1.9ml (13.6mmol) of triethylamine in 50ml of toluene was added dropwise to a solution of 7ml of a 20% solution of phosgene in toluene (13.6mmol) in a further 50ml of toluene. The mixture was heated at reflux for 5 hours and the cooled. 50ml of ethyl acetate and 60ml of saturated aqueous sodium bicarbonate were added and the mixture separated. The organic phase was dried over magnesium sulphate, filtered and evaporated to afford 4.7g (100%) of 3-(2-bromophenyl)-1-[3-(tert-butylidiphenylsilyloxymethyl)phenyl]-3,4-dihydro-7-methylthiopyrimido[4,5-d]pyrimidin-2(1H)-one as a colourless oil. [Mass spectrum (ESI) $MH^+ = 696$].

35 h) A solution of 4.7g (6.8mmol) of 3-(2-bromophenyl)-1-[3-(tert-butylidiphenylsilyloxymethyl)phenyl]-3,4-dihydro-7-methylthio-pyrimido[4,5-d]pyrimidin-2(1H)-one in 100ml of dichloromethane was treated with 4.6g (13.6mmol) of 3-chloroperbenzoic acid (50% w/w water) and the mixture stirred for 18 hours. 60ml of saturated aqueous sodium bicarbonate was added. The organic phase was dried over magnesium sulphate and evaporated. The residue was recrystallized from ethanol to afford 4.3g (87%) of 3-(2-bromophenyl)-1-[3-(tert-butylidiphenylsilyloxymethyl)phenyl]-3,4-dihydro-7-methanesulphonyl-pyrimido[4,5-d]pyrimidin-2(1H)-one as a white solid. [Mass spectrum (ESI) $MH^+ = 728$].

EP 1 123 295 B1

i) A solution of 400mg (0.55 mmol) of 3-(2-bromophenyl)-1-[3-(tert-butyl-diphenylsilyloxymethyl)phenyl]-3,4-dihydro-7-methanesulphonyl-pyrimido[4,5-d]pyrimidin-2(1H)-one in 30ml of methanol was treated with 400mg (11mmol) of ammonium fluoride and the mixture heated at reflux for 1 hour. The mixture was evaporated and the product purified by flash chromatography on silica gel eluting with dichloromethane/methanol in a ratio of 20:1. The product-containing fractions were combined and evaporated to afford 257mg (96%) of 3-(2-bromophenyl)-3,4-dihydro-1-[3-(hydroxymethyl)phenyl]-7-methanesulphonyl-pyrimido[4,5-d]pyrimidin-2(1H)-one as a white solid. [Mass spectrum (ESI) MH^+ = 490].

j) A solution of 257mg (0.53mmol) of 3-(2-bromophenyl)-3,4-dihydro-1-[3-(hydroxymethyl)phenyl]-7-methanesulphonyl-pyrimido[4,5-d]pyrimidin-2(1H)-one in 15ml of dichloromethane was treated with 0.15ml (1.06mmol) of triethylamine and 104mg (0.6mmol) of methanesulphonic anhydride. After 18 hours 10ml of saturated aqueous sodium bicarbonate was added. The mixture was separated and the organic phase dried over magnesium sulphate, filtered and evaporated to afford 250mg (83%) of 3-(2-bromophenyl)-3,4-dihydro-7-(methanesulphonyl)-1-[3-(methanesulphonyloxymethyl)phenyl]pyrimido[4,5-d]pyrimidin-2(1H)-one as a colourless oil. [Mass spectrum (ESI) MH^+ = 567].

k) A solution of 250mg (0.44mmol) of 3-(2-bromophenyl)-3,4-dihydro-7-(methanesulphonyl)-1-[3-(methanesulphonyloxymethyl)phenyl]pyrimido[4,5-d]pyrimidin-2(1H)-one in 10ml of dimethylformamide was treated with 111mg (0.6mmol) of potassium phthalimide and the mixture heated at 90°C for 1 hour then cooled and evaporated. The residue was partitioned between 30ml of dichloromethane and 30ml of water. The organic phase was collected, dried over magnesium sulphate, filtered and evaporated to afford 270mg (99%) of 3-(2-bromophenyl)-3,4-dihydro-7-(methanesulphonyl)-1-[3-(phthalimidomethyl)phenyl]pyrimido[4,5-d]pyrimidin-2(1H)-one as a white solid. [Mass spectrum (ESI) MH^+ = 618].

l) 270mg (0.44mmol) of 3-(2-bromophenyl)-3,4-dihydro-7-(methanesulphonyl)-1-[3-(phthalimidomethyl)phenyl]pyrimido[4,5-d]pyrimidin-2(1H)-one was treated with 3ml of aniline and the mixture heated to 180°C for 20 minutes and cooled. 20ml of ethyl acetate and 20ml of 2M aqueous hydrochloric acid were added. The organic phase was dried over magnesium sulphate, filtered and evaporated to afford 230mg (83%) of 7-anilino-3-(2-bromophenyl)-3,4-dihydro-1-[3-(phthalimidomethyl)phenyl]pyrimido[4,5-d]pyrimidin-2(1H)-one as a tan solid. [Mass spectrum (ESI) = 632].

Example 62

[0165] A solution of 1.5g (2 mmol) of 7-anilino-3-(2-bromophenyl)-1-[3-((tert-butyl-diphenylsilyloxy)methyl)phenyl]-3,4-dihydro-pyrimido[4,5-d]pyrimidin-2(1H)-one in 30ml of tetrahydrofuran was treated with 2.5ml (2.5 mmol) of tetrabutylammonium fluoride (1M in tetrahydrofuran). The mixture was heated at reflux for 5 hours, cooled and evaporated. The residue was partitioned between 50ml of ethyl acetate and 50ml of 2M aqueous hydrochloric acid. The organic phase was washed with 40ml of water, dried over magnesium sulphate, filtered and evaporated. The residue was purified by flash chromatography on silica gel using dichloromethane/methanol 100:1 as eluent. Product-containing fractions were evaporated to give 550mg (55%) of 7-anilino-3-(2-bromophenyl)-3,4-dihydro-1-[3-(hydroxymethyl)phenyl]pyrimido[4,5-d]pyrimidin-2(1H)-one as a white solid of melting point 136°C. [Mass spectrum (ESI) MH^+ = 486].

[0166] The 7-anilino-3-(2-bromophenyl)-1-[3-((tert-butyl-diphenylsilyloxy)methyl)phenyl]-3,4-dihydro-pyrimido[4,5-d]pyrimidin-2(1H)-one used as starting material was prepared as follows:

[0167] 1.5g (2 mmol) of 3-(2-bromophenyl)-1-[3-(tert-butyl-diphenylsilyloxymethyl)phenyl]-3,4-dihydro-7-methanesulphonyl-pyrimido[4,5-d]pyrimidin-2(1H)-one (prepared in Example 61(h)) was treated with 3ml of aniline and the mixture heated at 180°C for 20 minutes and cooled. The mixture was poured into 50ml of 2M aqueous hydrochloric acid and the precipitated product filtered off, washed with water and dried to afford 1.5g (100%) of 7-anilino-3-(2-bromophenyl)-1-[3-((tert-butyl-diphenylsilyloxy)-methyl)phenyl]-3,4-dihydro-pyrimido[4,5-d]pyrimidin-2(1H)-one as a light brown solid. [Mass spectrum (ESI) MH^+ = 741].

Example 63

[0168] A mixture of 180mg (0.37mmol) of 3-(2-bromophenyl)-3,4-dihydro-1-[4-(hydroxymethyl)phenyl]-7-methanesulphonyl-pyrimido[4,5-d]pyrimidin-2(1H)-one and 0.34ml (3.7mmol) of aniline was heated at 120°C for 3 hours. The reaction mixture was cooled to room temperature then triturated with 5ml of 2M hydrochloric acid. The fawn solid was collected by filtration, washed with water then diethyl ether. The crude material was purified by flash chromatography on silica gel, using 3% methanol in dichloromethane for the elution. Product containing fractions were combined and evaporated to give 65mg (35%) of 7-anilino-3-(2-bromophenyl)-3,4-dihydro-1-[4-(hydroxymethyl)phenyl]-pyrimido

EP 1 123 295 B1

[4,5-d]pyrimidin-2(1H)-one as an off-white solid of melting point 129-132°C. [Mass spectrum (ESI) MH⁺ = 502].

[0169] The 3-(2-bromophenyl)-3,4-dihydro-1-[4-(hydroxymethyl)phenyl]-7-methanesulphonyl-pyrimido[4,5-d]pyrimidin-2(1H)-one used as the starting material was prepared as follows:

- 5 a) A solution of 5.9g (38.7mmol) of 4-nitrobenzyl alcohol, 17.6ml (193.5mmol) of 3,4-dihydro-2H-pyran and 500mg (2.6mmol) of p-toluene sulphonic acid monohydrate in 200ml of dichloromethane was stirred at room temperature for 4 hours. The reaction mixture was evaporated and the residue purified by flash chromatography on silica gel, using 1:4 ethyl acetate / hexane as eluent. Product containing fractions were combined and evaporated to give 8.52g (93%) of 2-(4-nitrobenzyloxy)-tetrahydropyran as a pale yellow oil.
- 10 b) A solution of 8.5g (35.9mmol) of 2-(4-nitrobenzyloxy)-tetrahydropyran in 150ml of methanol was hydrogenated at room temperature and atmospheric pressure in the presence of 800mg of 10% palladium on carbon for 8 hours. The catalyst was removed by filtration and the filtrate evaporated to give a dark yellow oil. Purification by flash column chromatography on silica gel using 1:2 ethyl acetate / hexane as eluent gave 4.8g (65%) of 4-(tetrahydropyran-2-yloxymethyl)aniline as a pale yellow oil. [Mass spectrum (ESI) [MH+MeCN]⁺ = 249].
- 15 c) A solution of 4.25g (18.26mmol) of ethyl 4-chloro-2-methylthio-pyrimidine-5-carboxylate, 4.73g (22.85mmol) of 4-(tetrahydropyran-2-yloxymethyl)aniline and 6.4ml (45.7mmol) of triethylamine in sieve-dried 1,4-dioxane was heated at 60°C for 4 hours. The reaction mixture was evaporated and the residue partitioned between ethyl acetate and water. The ethyl acetate layer was separated, dried (MgSO₄) and evaporated to give a brown oil which was purified by flash chromatography on silica gel using 1:4 ethyl acetate / hexane as eluent. Product containing fractions were combined and evaporated to give 6.68g (90%) of ethyl 4-[4-(tetrahydropyran-2-yloxymethyl)phenyl]amino-2-methylthiopyrimidine-5-carboxylate as a yellow oil. [Mass spectrum (ESI) MH⁺ = 404].
- 20 d) A solution of 6.6g (16.37mmol) of ethyl 4-[4-(tetrahydropyran-2-yloxymethyl)phenyl]amino-2-methylthiopyrimidine-5-carboxylate in 100ml of anhydrous tetrahydrofuran was added dropwise to 20.5ml (20.5mmol) of lithium aluminium hydride (1M in tetrahydrofuran) in 100ml of anhydrous tetrahydrofuran at 0°C. The reaction was warmed to room temperature for 2 hours then to 65°C where it was quenched by the sequential addition of 0.75ml of water, 0.75ml of 2M sodium hydroxide solution and 2.25ml of water. The reaction was allowed to cool then filtered through filter aid and the filtrate evaporated to give 4.5g (75%) of 4-[4-(tetrahydropyran-2-yloxymethyl)phenyl]amino-5-hydroxymethyl-2-methylthiopyrimidine as a yellow semi-solid.
- 25 e) Reaction of 4.54g (12.57mmol) of 4-[4-(tetrahydropyran-2-yloxymethyl)phenyl]amino-5-hydroxymethyl-2-methylthiopyrimidine in a method analogous to Example 7(c) gave 4.02g (89%) of 5-formyl-4-[4-(tetrahydropyran-2-yloxymethyl)phenyl]amino-2-methylthiopyrimidine.
- 30 f) Reaction of 4.0g (11.1mmol) of 5-formyl-4-[4-(tetrahydropyran-2-yloxymethyl)phenyl]amino-2-methylthiopyrimidine with 2-bromoaniline in a method analogous to Example 37(f) gave 1.13g (24%) of 5-(2-bromoanilino)methyl-4-[4-(tetrahydropyran-2-yloxymethyl)phenyl]amino-2-methylthiopyrimidine as a pale yellow gum. [Mass spectrum (ESI) MH⁺ = 515].
- 35 g) A solution containing 0.93g (1.8mmol) of 5-(2-bromoanilino)methyl-4-[4-(tetrahydropyran-2-yloxymethyl)phenyl]amino-2-methylthiopyrimidine and 0.5ml (3.61mmol) of triethylamine in 5ml of anhydrous tetrahydrofuran was added dropwise to 1.9ml (3.61mmol) of a 20% solution of phosgene in toluene dissolved in 5ml of tetrahydrofuran at 0°C under an atmosphere of nitrogen. The reaction was stirred at 0°C for a further 60 minutes then evaporated. The residue was partitioned between ethyl acetate (10ml) and 2M hydrochloric acid (10ml), the ethyl acetate layer was separated then washed with saturated aqueous sodium bicarbonate (10ml), dried over magnesium sulphate, filtered and evaporated to give 0.945g (97%) of 3-(2-bromophenyl)-3,4-dihydro-1-[4-(tetrahydropyran-2-yloxymethyl)phenyl]-7-methylthio-pyrimido[4,5-d]pyrimidin-2(1H)-one as a yellow gum. [Mass spectrum (ESI) MH⁺ = 541].
- 40 h) A solution of 0.945g (1.75mmol) of 3-(2-bromophenyl)-3,4-dihydro-1-[4-(tetrahydropyran-2-yloxymethyl)phenyl]-7-methylthio-pyrimido[4,5-d]pyrimidin-2(1H)-one in 10ml of saturated hydrogen chloride in ethyl acetate was stirred at room temperature for 2 hours. The reaction was diluted with ethyl acetate (10ml) then washed with water (10ml) and saturated aqueous sodium bicarbonate (20ml), dried over magnesium sulphate, filtered and evaporated to give 0.68g (85%) of 3-(2-bromophenyl)-3,4-dihydro-1-[4-(hydroxymethyl)phenyl]-7-methylthio-pyrimido[4,5-d]pyrimidin-2(1H)-one as a yellow gum. [Mass spectrum (ESI) MH⁺ = 457].
- 45 i) 0.68g (1.49mmol) of 3-(2-bromophenyl)-3,4-dihydro-1-[4-(hydroxymethyl)phenyl]-7-methylthio-pyrimido[4,5-d]
- 50
- 55

pyrimidin-2(1H)-one was reacted with 3-chloroperbenzoic acid in a manner analogous to 7f to give 0.36g (49%) of 3-(2-bromophenyl)-3,4-dihydro-1-[4-(hydroxymethyl)phenyl]-7-methanesulphonylpyrimido[4,5-d]pyrimidin-2(1H)-one as a cream foam. [Mass spectrum (ESI) MH^+ = 491].

5 Example 64

[0170] A solution of 160mg (0.253mmol) of 7-anilino-3-(2-bromophenyl)-3,4-dihydro-1-[4-(phthalimidomethyl)phenyl]pyrimido[4,5-d]pyrimidin-2(1H)-one and 0.5ml of hydrazine hydrate in 5ml of ethanol was stirred at room temperature under an atmosphere of nitrogen for 4 hours. The reaction mixture was evaporated and the residue purified by flash chromatography on silica gel using dichloromethane/methanol/acetic acid/water (240:24:3:2) as the eluent. Product containing fractions were combined and evaporated and the residue re-evaporated with toluene. The residue was then dissolved in 20ml of dichloromethane, washed with saturated aqueous sodium bicarbonate (20ml), dried over magnesium sulphate, filtered and evaporated to give 55mg (43%) of 1-[4-(aminomethyl)phenyl]-7-anilino-3-(2-bromophenyl)-3,4-dihydropyrimido[4,5-d]pyrimidin-2(1H)-one as a white solid of melting point 133-136°C. [Mass spectrum (ESI) MH^+ = 501].

[0171] The 7-anilino-3-(2-bromophenyl)-3,4-dihydro-1-[4-(phthalimidomethyl)-phenyl]pyrimido[4,5-d]pyrimidin-2(1H)-one used as the starting material was prepared from 7-anilino-3-(2-bromophenyl)-3,4-dihydro-1-[4-(hydroxymethyl)phenyl]pyrimido-[4,5-d]pyrimidin-2(1H)-one (prepared in Example 63) in a method analogous to that described in Example 54.

20 Example 65

[0172] A mixture of 160mg (0.3mmol) of 3-(2-bromophenyl)-3,4-dihydro-7-methanesulphonyl-1-(1-naphthyl)pyrimido[4,5-d]pyrimidin-2(1H)-one and 200 μ l (2.2mmol) of aniline was heated at 120°C for 2 hours. The residue was partitioned between ethyl acetate (10ml) and 2M hydrochloric acid (10ml) and the ethyl acetate layer separated then washed with saturated aqueous sodium bicarbonate (10ml), dried over magnesium sulphate, filtered and evaporated to give 100mg (67%) of 7-anilino-3-(2-bromophenyl)-3,4-dihydro-1-(1-naphthyl)pyrimido[4,5-d]pyrimidin-2(1H)-one as an orange solid of melting point 120-125°C. [Mass spectrum (ESI) MH^+ = 522].

[0173] The 3-(2-bromophenyl)-3,4-dihydro-7-methanesulphonyl-1-(1-naphthyl)pyrimido[4,5-d]pyrimidin-2(1H)-one used as the starting material was prepared in a method analogous to that described in Example 7 from ethyl 4-chloro-2-methylthiopyrimidine-5-carboxylate and 1-naphthylamine.

30 Example 66

[0174] A mixture of 0.655g (1.1mmol) of methyl 3-[[7-benzylsulphonyl-3-(2-bromophenyl)-1,2,3,4-tetrahydro-2-oxopyrimido[4,5-d]pyrimidin-1-yl]methyl]benzoate and 0.55ml (6mmol) of aniline was heated at 100°C for 2 hours. The reaction mixture was partitioned between dichloromethane(10ml) and 2M hydrochloric acid (10ml) and the dichloromethane layer separated, washed with saturated aqueous sodium bicarbonate (10ml), dried over magnesium sulphate, filtered and evaporated. The crude material was purified by flash chromatography on silica gel using 1:1 ethyl acetate / hexane as the eluent. Product containing fractions were combined and evaporated to give 120mg (20%) of methyl 3- [[7-anilino-3-(2-bromophenyl)-1,2,3,4-tetrahydro-2-oxopyrimido[4,5-d]pyrimidin-1-yl]methyl]benzoate as a white solid of melting point 79-82°C. [Mass spectrum (ESI) MH^+ = 546].

[0175] The methyl 3-[[7-benzylsulphonyl-3-(2-bromophenyl)-1,2,3,4-tetrahydro-2-oxopyrimido[4,5-d]pyrimidin-1-yl]methyl]benzoate used as the starting material was prepared as follows:

45 a) 650 μ l (8.8mmol) of thionyl chloride was added dropwise to a stirred solution of 1g (5.8mmol) of 3-(chloromethyl) benzoic acid in 40ml of methanol at 0°C under a nitrogen atmosphere, then stirred at room temperature overnight. The solvent was evaporated, the residue dissolved in dichloromethane (30ml), washed with saturated aqueous sodium bicarbonate (2x40ml), brine (40ml), dried over magnesium sulphate, filtered and evaporated to give 0.94g (88%) of methyl-3-(chloromethyl)benzoate as a colourless mobile liquid.

55 b) A solution of 1g (2.2mmol) of 7-benzylsulphonyl-3-(2-bromophenyl)-3,4-dihydropyrimido[4,5-d]pyrimidin-2(1H)-one in 20ml of dimethylformamide was cooled to 0°C under a nitrogen atmosphere, treated with 112mg (4.2mmol) of 60% sodium hydride in mineral oil then stirred for 30 minutes. 440mg (2.4mmol) of methyl-3-(chloromethyl) benzoate was added, then the reaction was heated at 90°C for 3 hours. The solvent was evaporated and the residue partitioned between ethyl acetate (40ml) and water (40ml), the ethyl acetate layer was separated, washed with saturated aqueous sodium bicarbonate (40ml), dried over magnesium sulphate, filtered and evaporated. The crude material was purified by flash chromatography on silica gel, eluting with 1:1 ethyl acetate / hexane. Product

containing fractions were combined and evaporated to give 750mg (56%) of methyl 3-[[7-benzylsulphonyl 3-(2-bromophenyl)-1,2,3,4-tetrahydro-2-oxopyrimido[4,5-d]pyrimidin-1-yl]methyl]benzoate as a white solid. [Mass spectrum (ESI) MH^+ = 607].

[0176] The 7-benzylsulphonyl-3-(2-bromophenyl)-3,4-dihydropyrimido[4,5-d]pyrimidin-2(1H)-one was prepared in a manner analogous to that described in Example 8(a)-(f) starting from commercially available 4-amino-5-carbethoxy-pyrimidine-2-thiol and using benzyl bromide in place of iodomethane and 2-bromoaniline in place of 2,6-dichloroaniline.

Example 67

[0177] A solution of 90mg (0.17mmol) of methyl 3-[[7-anilino-3-(2-bromophenyl)-1,2,3,4-tetrahydro-2-oxopyrimido[4,5-d]pyrimidin-1-yl]methyl]benzoate in tetrahydrofuran/methanol/water (6ml:6ml:1.5ml) was treated with 27mg (1.125mmol) of lithium hydroxide monohydrate then heated at 60°C for 3 hours under a nitrogen atmosphere. The solvent was evaporated and the residue partitioned between ethyl acetate (10ml) and 2M hydrochloric acid (10ml). The ethyl acetate layer was separated, washed with saturated aqueous sodium bicarbonate (10ml), dried over magnesium sulphate, filtered and evaporated to give 30mg (35%) of 3-[[7-anilino-3-(2-bromophenyl)-1,2,3,4-tetrahydro-2-oxopyrimido[4,5-d]pyrimidin-1-yl]methyl]benzoic acid as a pale yellow solid of melting point 180-183°C. [Mass spectrum (ESI) MH^+ = 530].

Example 68

[0178] A mixture of 158mg (0.35mmol) of 3-(2,6-dichlorophenyl)-7-methanesulphonyl-3,4-dihydro-1-phenylpyrimido[4,5-d]pyrimidin-2(1H)-one (prepared in Example 7) and 250 μ l (1.9mmol) of 4-ethoxyaniline were heated at 90°C for 2 hours. The reaction mixture was partitioned between dichloromethane (10ml) and 2M hydrochloric acid (10ml) and the dichloromethane layer separated, washed with saturated aqueous sodium bicarbonate (10ml), dried over magnesium sulphate, filtered and evaporated. The crude material was purified by flash chromatography on silica gel, eluting with 1:1 ethyl acetate / hexane. Product containing fractions were combined and evaporated to give 126mg (71%) of 3-(2,6-dichlorophenyl)-7-(4-ethoxyanilino)-3,4-dihydro-1-phenylpyrimido[4,5-d]pyrimidin-2(1H)-one as a white solid of melting point 224-226°C. [Mass spectrum (ESI) MH^+ = 506].

Example 69

[0179] A solution of 960mg (1.29mmol) of 7-anilino-1-[3-(2-tert-butylidiphenylsilyloxyethyl)phenyl]-3-(2,6-dichlorophenyl)-3,4-dihydro-pyrimido[4,5-d]pyrimidin-2(1H)-one in dry tetrahydrofuran (8ml) was treated with 1.6ml of a 1M solution of tetrabutylammonium fluoride in tetrahydrofuran at 0°C. The reaction was allowed to warm to room temperature overnight. The solvent was evaporated and the residue partitioned between ethyl acetate (30ml) and 2M hydrochloric acid (30ml) and the ethyl acetate layer separated, washed with saturated aqueous sodium bicarbonate (30ml), dried over magnesium sulphate, filtered and evaporated to give 730mg of a dark brown solid. The crude material was triturated with diethyl ether, the solid was collected by filtration and washed with more diethyl ether to give 240mg (37%) of 7-anilino-3-(2,6-dichlorophenyl)-3,4-dihydro-1-[3-(2-hydroxyethyl)phenyl]pyrimido[4,5-d]pyrimidin-2(1H)-one as an off white solid of melting point >250°C. [Mass spectrum (ESI) MH^+ = 506].

[0180] The 7-anilino-1-[3-(2-tert-butylidiphenylsilyloxyethyl)phenyl]-3-(2,6-dichlorophenyl)-3,4-dihydro-pyrimido[4,5-d]pyrimidin-2(1H)-one used as starting material was prepared as follows:

a) A solution of 0.8g (1.84mmol) of 5-(2,6-dichloroanilino)methyl-4-[3-(2-hydroxyethyl)phenyl]amino-2-methylthiopyrimidine (prepared in Example 37(f)), 580 μ l (2.2mmol) of tert-butylchlorodiphenylsilane, 0.38mg (5.5mmol) of imidazole and 15mg of N,N-dimethylaminopyridine in dimethylformamide (5ml) was stirred under a nitrogen atmosphere at room temperature overnight. The solvent was evaporated and the residue partitioned between ethyl acetate (40ml) and 2M hydrochloric acid (40ml), and the ethyl acetate layer separated, washed with saturated aqueous sodium bicarbonate (40ml), dried over magnesium sulphate, filtered and evaporated to give 1.36g of 4-[3-(2-tert-butylidiphenylsilyloxyethyl)phenyl]amino-5-(2,6-dichloroanilino)methyl-2-methylthiopyrimidine as a yellow gum. [Mass spectrum (ESI) MH^+ = 673].

b) A solution containing 1.35g (2mmol) of 4-[3-(2-tert-butylidiphenylsilyloxyethyl)phenyl]amino-5-(2,6-dichloroanilino)methyl-2-methylthiopyrimidine and 0.85ml (6mmol) of triethylamine in 5ml of anhydrous toluene was added dropwise to 3.2ml (6mmol) of a 20% solution of phosgene in toluene dissolved in 10ml of toluene at 0°C under an atmosphere of nitrogen. The reaction was then heated at reflux for 6 hours then evaporated. The residue was partitioned between ethyl acetate (40ml) and 2M hydrochloric acid (40ml) and the ethyl acetate layer separated,

washed with saturated aqueous sodium bicarbonate (40ml), dried over magnesium sulphate, filtered and evaporated to give 1.5g of 1-[3-(2-*t*-butyldiphenylsilyloxyethyl)phenyl]-3-(2,6-dichlorophenyl)-7-methylthio-3,4-dihydropyrimido[4,5-*d*]pyrimidin-2(1H)-one as a yellow gum. [Mass spectrum (ESI) MH^+ = 699].

5 c) 1.4g (2mmol) of 1-[3-(2-*t*-butyldiphenylsilyloxyethyl)phenyl]-3-(2,6-dichlorophenyl)-7-methylthio-3,4-dihydropyrimido[4,5-*d*]pyrimidin-2(1H)-one was reacted with 3-chloroperbenzoic acid in a manner analogous to that described in Example 7(f) to give 0.98g (67%) of 1-[3-(2-*tert*-butyldiphenylsilyloxyethyl)phenyl]-3-(2,6-dichlorophenyl)-7-methanesulphonyl-3,4-dihydropyrimido[4,5-*d*]pyrimidin-2(1H)-one as a cream solid. [Mass spectrum (ESI) MH^+ = 731].

10 d) A mixture of 980mg (1.22mmol) of 1-[3-(2-*t*-butyldiphenylsilyloxyethyl)phenyl]-3-(2,6-dichlorophenyl)-7-methanesulphonyl-3,4-dihydropyrimido[4,5-*d*]pyrimidin-2(1H)-one and 5ml of aniline was heated at 100°C for 30 minutes. The reaction was allowed to cool then poured into 50ml of 2M hydrochloric acid. The product was collected by filtration, washed with water (50ml), then hexane (50ml) and dried to give 960mg (96%) of 7-anilino-1-[3-(2-*tert*-butyldiphenylsilyloxyethyl)phenyl]-3-(2,6-dichlorophenyl)-3,4-dihydro-pyrimido[4,5-*d*]pyrimidin-2(1H)-one as a fawn solid. [Mass spectrum (ESI) MH^+ = 744].

Example 70

20 **[0181]** A solution of 125mg (0.214mmol) of 7-anilino-3-(2,6-chlorophenyl)-3,4-dihydro-1-[3-(2-methanesulphonyloxyethyl)phenyl]pyrimido[4,5-*d*]pyrimidin-2(1H)-one in 5ml of 33% methylamine in ethanol was heated at 60°C for 3 hours. The reaction mixture was evaporated and the crude material purified by flash chromatography on silica gel, eluting with dichloromethane/methanol/acetic acid/water (120:14:3:2). Product-containing fractions were combined, evaporated and the residue evaporated with toluene. The residue was then dissolved in 50ml of dichloromethane, washed with 50ml of saturated aqueous sodium bicarbonate solution, dried over magnesium sulphate, filtered and evaporated to give 38mg (34%) of 7-anilino-3-(2,6-dichlorophenyl)-3,4-dihydro-1-[3-(2-(methylamino)ethyl)phenyl]pyrimido[4,5-*d*]pyrimidin-2(1H)-one as a white solid of melting point 122-125°C. [Mass spectrum (ESI) MH^+ = 519].

25 **[0182]** The 7-anilino-3-(2,6-chlorophenyl)-3,4-dihydro-1-[3-(2-methanesulphonyloxyethyl)phenyl]pyrimido[4,5-*d*]pyrimidin-2(1H)-one used as the starting material was prepared in a manner analogous to that described in Example 54 (a) from 7-anilino-3-(2,6-dichlorophenyl)-3,4-dihydro-1-[3-(2-hydroxyethyl)phenyl]pyrimido[4,5-*d*]pyrimidin-2(1H)-one (prepared in Example 69).

Example 71

35 **[0183]** A solution of 125mg (0.214mmol) of 7-anilino-3-(2,6-chlorophenyl)-3,4-dihydro-1-[3-(2-methanesulphonyloxyethyl)phenyl]pyrimido[4,5-*d*]pyrimidin-2(1H)-one (prepared as described in Example 70) in 5ml of 33% dimethylamine in ethanol was heated at 60°C for 3 hours. The reaction mixture was evaporated and the crude material purified by flash chromatography on silica gel, eluting with dichloromethane/methanol/acetic acid/water (120:14:3:2). Product-containing fractions were combined, evaporated and the residue evaporated with toluene. The residue was then dissolved in 50ml of dichloromethane, washed with 50ml of saturated aqueous sodium bicarbonate solution, dried over magnesium sulphate, filtered and evaporated to give 18mg (16%) of 7-anilino-3-(2,6-dichlorophenyl)-3,4-dihydro-1-[3-(2-(dimethylamino)ethyl)phenyl]pyrimido[4,5-*d*]pyrimidin-2(1H)-one as a white solid of melting point 101-105°C. [Mass spectrum (ESI) MH^+ = 533].

Example 72

45 **[0184]** A mixture of 1.09g (2.2mmol) of 3-(2,4-dichlorophenyl)-3,4-dihydro-1-[3-(2-hydroxyethyl)phenyl]-7-methanesulphonyl-pyrimido[4,5-*d*]pyrimidin-2(1H)-one and aniline was heated at 120°C for 1 hour. The reaction mixture was partitioned between dichloromethane (20ml) and 2M hydrochloric acid (20ml) and the dichloromethane layer separated, washed with saturated aqueous sodium bicarbonate (20ml), dried over magnesium sulphate, filtered and evaporated. The crude material was purified by flash chromatography on silica gel, eluting with 5:1 ethyl acetate / hexane. Product containing fractions were combined and evaporated to give 630mg (55%) of 7-anilino-3-(2,4-dichlorophenyl)-3,4-dihydro-1-[3-(2-hydroxyethyl)phenyl]pyrimido[4,5-*d*]pyrimidin-2(1H)-one as a white solid of melting point 213-217°C. [Mass spectrum (ESI) MH^+ = 506].

55 **[0185]** The 3-(2,4-dichlorophenyl)-3,4-dihydro-1-[3-(2-hydroxyethyl)phenyl]-7-methanesulphonyl-pyrimido[4,5-*d*]pyrimidin-2(1H)-one used as the starting material was prepared as follows:

a) 1.97g (2.83mmol) of 1-[3-(2-*tert*butyldiphenylsilyloxyethyl)phenyl]-3-(2,4-dichlorophenyl)-3,4-dihydro-7-methyl-

thio-pyrimido[4,5-d]pyrimidin-2(1H)-one (prepared in a manner analogous to that described in Example 53(a)-(b) using 2,4-dichloroaniline in place of 2-chloro-6-methylaniline) was reacted with a 1M solution of tetrabutylammonium fluoride in a manner analogous to that described in Example 69. 1.3g (100%) of 3-(2,4-dichlorophenyl)-3,4-dihydro-1-[3-(2-hydroxyethyl)phenyl]-7-methylthio-pyrimido[4,5-d]pyrimidin-2(1H)-one was isolated as a yellow solid. [Mass spectrum (ESI) MH⁺ = 461].

b) 1.3g (2.8mmol) of 3-(2,4-dichlorophenyl)-3,4-dihydro-1-[3-(2-hydroxyethyl)phenyl]-7-methylthio-pyrimido[4,5-d]pyrimidin-2(1H)-one was reacted with 3-chloroperbenzoic acid in a manner analogous to that described in Example 7(f) to give 1.1 (78%) of 3-(2,4-dichlorophenyl)-3,4-dihydro-1-[3-(2-hydroxyethyl)phenyl]-7-methanesulphonyl-pyrimido[4,5-d]pyrimidin-2(1H)-one as a cream solid. [Mass spectrum (ESI) MH⁺ = 493].

Example 73

[0186] A solution of 370mg (0.6mmol) of 7-anilino-3-(2,4-dichlorophenyl)-3,4-dihydro-1-[3-(2-phthalimidoethyl)phenyl]pyrimido[4,5-d]pyrimidin-2(1H)-one and 0.3ml (6mmol) of hydrazine hydrate in 5ml of dichloromethane/methanol was stirred at room temperature under an atmosphere of nitrogen overnight. The reaction mixture was evaporated and the residue purified by flash chromatography on silica gel, eluting with dichloromethane/methanol/acetic acid/water (120:14:3:2). Product containing fractions were combined and evaporated and the residue re-evaporated with toluene. The residue was then dissolved in 20ml of dichloromethane, washed with saturated aqueous sodium bicarbonate (20ml), dried over magnesium sulphate, filtered and evaporated to give 100mg (33%) of 1-[3-(2-aminoethyl)phenyl]-7-anilino-3-(2,4-dichlorophenyl)-3,4-dihydropyrimido[4,5-d]pyrimidin-2(1H)-one as a white solid of melting point 131-135°C. [Mass spectrum (ESI) MH⁺ = 505].

[0187] The 7-anilino-3-(2,4-dichlorophenyl)-3,4-dihydro-1-[3-(2-phthalimidoethyl)phenyl]pyrimido[4,5-d]pyrimidin-2(1H)-one used as the starting material was prepared from 7-anilino-3-(2,4-dichlorophenyl)-3,4-dihydro-1-[3-(2-hydroxyethyl)phenyl]pyrimido[4,5-d]pyrimidin-2(1H)-one (prepared in Example 72) in a method analogous to that described in Example 54.

Example 74

[0188] A solution of 120mg (0.2mmol) of 7-anilino-3-(2,4-dichlorophenyl)-3,4-dihydro-1-[3-(2-methanesulphonyloxyethyl)phenyl]pyrimido[4,5-d]pyrimidin-2(1H)-one in 4ml of 40% methylamine in ethanol was heated at 50°C for 3 hours. The reaction mixture was evaporated and the crude material purified by flash column chromatography on silica gel eluting with dichloromethane/methanol/acetic acid/water (120:14:3:2). Product containing fractions were combined and evaporated to give 18mg (16%) of 7-anilino-3-(2,4-dichlorophenyl)-3,4-dihydro-1-[3-[2-(methylamino)ethyl]phenyl]pyrimido[4,5-d]pyrimidin-2(1H)-one as a white solid of melting point 120-122°C. [Mass spectrum (ESI) MH⁺ = 519].

[0189] The 7-anilino-3-(2,4-chlorophenyl)-3,4-dihydro-1-[3-(2-methanesulphonyloxyethyl)phenyl]pyrimido[4,5-d]pyrimidin-2(1H)-one used as the starting material was prepared from 7-anilino-3-(2,4-dichlorophenyl)-3,4-dihydro-1-[3-(2-hydroxyethyl)phenyl]pyrimido[4,5-d]pyrimidin-2(1H)-one (prepared in Example 72) in a method analogous to that described in Example 54(a).

Example 75

[0190] A solution of 204mg (0.35mmol) of 7-anilino-3-(2,4-chlorophenyl)-3,4-dihydro-1-[3-(2-methanesulphonyloxyethyl)phenyl]pyrimido[4,5-d]pyrimidin-2(1H)-one (prepared in Example 74) in 4ml of 33% dimethylamine in ethanol was heated at 40°C for 2 hours. The reaction was evaporated and the crude material purified by flash chromatography on silica gel eluting with dichloromethane/methanol/acetic acid/water (120:14:3:2). Product containing fractions were combined and evaporated to give 80mg (43%) of 7-anilino-3-(2,4-dichlorophenyl)-3,4-dihydro-1-[3-[2-(dimethylamino)ethyl]phenyl]pyrimido[4,5-d]pyrimidin-2(1H)-one as a white solid of melting point 101-105°C. [Mass spectrum (ESI) MH⁺ = 533].

Example 76

[0191] A mixture of 240mg (0.4mmol) of 7-benzylsulphonyl-3-(2-bromophenyl)-1-cyclohexylmethyl-3,4-dihydro-pyrimido[4,5-d]pyrimidin-2(1H)-one and 0.39ml (4.3mmol) of aniline was heated at 150°C for 2 hours. The reaction mixture was cooled to room temperature then partitioned between 2M hydrochloric acid (20ml) and dichloromethane (20ml). The organic layer was separated, washed with saturated aqueous sodium bicarbonate (20ml), dried over magnesium sulphate, filtered and evaporated. The crude material was purified by flash chromatography on silica gel, eluting with 1:2 ethyl acetate / hexane. Product containing fractions were combined and evaporated to give 80mg (42%) of 7-anilino-

3-(2-bromophenyl)-1-cyclohexylmethyl-3,4-dihydropyrimido[4,5-d]pyrimidin-2(1H)-one as an off-white solid of melting point 200-202°C. [Mass spectrum (ESI) MH⁺ = 492].

[0192] The 7-benzylsulphonyl-3-(2-bromophenyl)-1-cyclohexylmethyl-3,4-dihydropyrimido[4,5-d]pyrimidin-2(1H)-one used as the starting material was prepared from 7-benzylsulphonyl-3-(2-bromophenyl)-3,4-dihydropyrimido[4,5-d]pyrimidin-2(1H)-one (prepared in Example 66) and bromomethylcyclohexane in a method analogous to that described in Example 66(b).

Example 77

[0193] A solution of 195mg (0.3mmol) of 7-anilino-3-(2,4-dichlorophenyl)-3,4-dihydro-1-[4-(2-phthalimidoethyl)phenyl]-pyrimido[4,5-d]pyrimidin-2(1H)-one and 150µl (3mmol) of hydrazine hydrate in methanol / dichloromethane (3ml:3ml) was stirred at room temperature under an atmosphere of nitrogen overnight. The reaction mixture was evaporated and the residue purified by flash chromatography on silica gel eluting with dichloromethane/methanol/acetic acid/water (120:14:3:2). Product containing fractions were combined and evaporated and the residue re-evaporated with toluene. The residue was dissolved in 20ml of dichloromethane, washed with saturated aqueous sodium bicarbonate (20ml), dried over magnesium sulphate, filtered and evaporated to give 90mg (67%) of 1-[4-(2-aminoethyl)phenyl]-7-anilino-3-(2,4-dichlorophenyl)-3,4-dihydropyrimido[4,5-d]pyrimidin-2(1H)-one as a white solid of melting point 117-121°C. [Mass spectrum (ESI) MH⁺ = 505].

[0194] The 7-anilino-3-(2,4-dichlorophenyl)-3,4-dihydro-1-[4-(2-phthalimidoethyl)phenyl]-pyrimido[4,5-d]pyrimidin-2(1H)-one used as the starting material was prepared from ethyl 4-chloro-2-methylthio-5-pyrimidinecarboxylate and 4-[2-(tert-butylidiphenylsilyloxy)ethyl]aniline in a manner analogous to that described in Example 63. 2,4-dichloroaniline was used in place of 2-bromoaniline in step 63(f).

[0195] The 4-[2-(tert-butylidiphenylsilyloxy)ethyl]aniline was prepared as follows:

[0196] A solution containing 3g (18mmol) of 4-nitrophenethyl alcohol, 5.2ml (20mmol) of tert-butylchlorodiphenylsilyl ether, 3.05g (45mmol) of imidazole and 438mg (3.5mmol) of N,N-dimethylaminopyridine in dimethylformamide (20ml) was stirred under a nitrogen atmosphere at room temperature for 3 hours. The solvent was evaporated and the residue partitioned between ethyl acetate (40ml) and 2M hydrochloric acid (40ml). The ethyl acetate layer was separated, washed with saturated aqueous sodium bicarbonate (40ml), dried over magnesium sulphate, filtered and evaporated to give 6.56g of 4-[2-(tert-butylidiphenylsilyloxy)ethyl]nitrobenzene as a yellow gum.

[0197] A solution of 6.5g (16mmol) 4-[2-(tert-butylidiphenylsilyloxy)ethyl]nitrobenzene in methanol (30ml) containing 750mg of 10% palladium on carbon was hydrogenated at room temperature and atmospheric pressure for 2 hours. The catalyst was removed by filtration and the solvent evaporated to give 5.7g of 4-[2-(tert-butylidiphenylsilyloxy)-ethyl]phenylamine as a colourless liquid. [Mass spectrum (ESI) MH⁺ = 376].

Example 78

[0198] A mixture of 350mg (0.7mmol) of 3-(2,4-dichlorophenyl)-3,4-dihydro-1-[4-(hydroxymethyl)phenyl]-7-methanesulphonyl-pyrimido[4,5-d]pyrimidin-2(1H)-one and 2ml of aniline was heated at 120°C for 3 hours. The reaction was cooled to room temperature then partitioned between 2M hydrochloric acid (20ml) and dichloromethane (20ml). The organic layer was separated, washed with saturated aqueous sodium bicarbonate (20ml), dried over magnesium sulphate, filtered and evaporated to give 200mg (57%) of 7-anilino-3-(2,4-dichlorophenyl)-3,4-dihydro-1-[4-(hydroxymethyl)phenyl]-pyrimido[4,5-d]pyrimidin-2(1H)-one as a yellow solid of melting point 121-125°C. [Mass spectrum (ESI) MH⁺ = 492].

[0199] The 3-(2,4-dichlorophenyl)-3,4-dihydro-1-[4-(hydroxymethyl)phenyl]-7-methanesulphonyl-pyrimido[4,5-d]pyrimidin-2(1H)-one used as the starting material was prepared in a manner analogous to that described in Example 63. 2,4-dichloroaniline was used in place of 2-bromoaniline in step 63(f).

Example 79

[0200] A mixture of 200mg (0.48 mmol) of 3-(2,4,6-trichlorophenyl)-7-methanesulphonyl-3,4-dihydro-1-methylpyrimido[4,5-d]pyrimidin-2(1H)-one and 300mg (1.4 mmol) of 4-[2-(diethylamino)ethoxy]aniline was heated at 180°C for 30 minutes. The mixture was cooled and the product purified by column chromatography on silica gel using dichloromethane/methanol/acetic acid/water (240:24:3:2) for the elution. Product-containing fractions were combined, evaporated and the residue evaporated with toluene. The residue was then dissolved in 40ml of dichloromethane, washed with 40ml of saturated aqueous sodium bicarbonate solution, dried over magnesium sulphate, filtered and evaporated to afford 45mg (17%) of 3-(2,4,6-trichlorophenyl)-7-[4-[2-(diethylamino)ethoxy]anilino]-3,4-dihydro-1-methylpyrimido[4,5-d]pyrimidin-2(1H)-one as a white solid of melting point 142°C.

[0201] The 3-(2,4,6-trichlorophenyl)-7-methanesulphonyl-3,4-dihydro-1-methylpyrimido[4,5-d]pyrimidin-2(1H)-one

used as starting material was prepared in a method analogous to that for 3-(2,6-dichlorophenyl)-7-methanesulphonyl-3,4-dihydro-1-methylpyrimido[4,5-d]pyrimidin-2(1H)-one of Example 1 using 2,4,6-trichloroaniline in place of 2,6-dichloroaniline.

5 Example 80

[0202] A solution of 200mg (0.23 mmol) of 1-[3-(tert-butyldiphenylsilyloxyethyl)phenyl]-3-(2,4-dichlorophenyl)-7-[4-[2-(diethylamino)ethoxy]anilino]-3,4-dihydropyrimido[4,5-d]pyrimidin-2(1H)-one in 5ml of tetrahydrofuran was treated with 0.5ml (0.5 mmol) of a 1M solution of tetrabutylammonium fluoride in tetrahydrofuran. After 1 hour the mixture was evaporated and the product purified by chromatography on silica gel using dichloromethane/methanol in a ratio 20:1 as eluting solvent. Evaporation of the product-containing fractions followed by trituration of the residue with hexane and filtration gave 60mg (42%) 3-(2,4-dichlorophenyl)-7-[4-[2-(diethylamino)ethoxy]anilino]-3,4-dihydro-1-[3-(2-hydroxyethyl)phenyl]pyrimido[4,5-d]pyrimidin-2(1H)-one as a white solid of melting point 110°C.

[0203] The 1-[3-(tert-butyldiphenylsilyloxyethyl)phenyl]-3-(2,4-dichlorophenyl)-7-[4-[2-(diethylamino)ethoxy]anilino]-3,4-dihydropyrimido[4,5-d]pyrimidin-2(1H)-one used as starting material was prepared as follows:

[0204] A mixture of 500mg (0.7 mmol) of 1-[3-(tert-butyldiphenylsilyloxyethyl)phenyl]-3-(2,4-dichlorophenyl)-3,4-dihydro-7-methanesulphonylpyrimido[4,5-d]pyrimidin-2(1H)-one and 1g (4.8 mmol) of 4-[2-(diethylamino)ethoxy]aniline was heated at 180°C for 30 minutes. The mixture was cooled and the product purified by column chromatography on silica gel using dichloromethane/methanol/acetic acid/water (240:24:3:2) for the elution. Product-containing fractions were combined, evaporated and the residue evaporated with toluene. The residue was then dissolved in 40ml of dichloromethane, washed with 40ml of saturated aqueous sodium bicarbonate solution, dried over magnesium sulphate, filtered and evaporated to afford 200mg (33%) of 1-[3-(tert-butyldiphenylsilyloxyethyl)phenyl]-3-(2,4-dichlorophenyl)-7-[4-[2-(diethylamino)ethoxy]anilino]-3,4-dihydropyrimido[4,5-d]pyrimidin-2(1H)-one as a yellow gum. [Mass spectrum (ESI) MH⁺ = 859].

[0205] The 1-[3-(tert-butyldiphenylsilyloxyethyl)phenyl]-3-(2,4-dichlorophenyl)-3,4-dihydro-7-methanesulphonylpyrimido[4,5-d]pyrimidin-2(1H)-one was prepared in a manner analogous to that for 1-[3-(2-(tert-butyldiphenylsilyloxy)ethyl)phenyl]-3-(2-chloro-6-methylphenyl)-3,4-dihydro-7-methanesulphonylpyrimido[4,5-d]pyrimidin-2(1H)-one of Example 53(d) using 2,4-dichloroaniline in place of 2-chloro-6-methylaniline.

30 Example 81

[0206] A solution of 50mg (0.07 mmol) of 3-(2,4-dichlorophenyl)-7-[4-[2-(diethylamino)ethoxy]anilino]-3,4-dihydro-1-[3-(2-phthalimidoethyl)phenyl]pyrimido[4,5-d]pyrimidin-2(1H)-one in 5ml of ethanol was treated with 0.5ml of hydrazine hydrate. After 18 hours the mixture was evaporated and the product purified by column chromatography on silica gel using dichloromethane/methanol/acetic acid/water (60:18:2:3) for the elution. Product-containing fractions were combined, evaporated and the residue evaporated with toluene. The residue was then dissolved in 40ml of dichloromethane, washed with 40ml of saturated aqueous sodium bicarbonate solution, dried over magnesium sulphate, filtered and evaporated. The residue was triturated with pentane and filtered to give 10mg (23%) of 3-(2,4-dichlorophenyl)-7-[4-[2-(diethylamino)ethoxy]anilino]-3,4-dihydro-1-[3-(2-aminoethyl)phenyl]pyrimido[4,5-d]pyrimidin-2(1H)-one as a white solid of melting point 108°C.

[0207] 3-(2,4-dichlorophenyl)-7-[4-[2-(diethylamino)ethoxy]anilino]-3,4-dihydro-1-[3-(2-phthalimidoethyl)phenyl]pyrimido[4,5-d]pyrimidin-2(1H)-one used as starting material was prepared as follows:

a) A solution of 100mg (0.16 mmol) of 3-(2,4-dichlorophenyl)-7-[4-[2-(diethylamino)ethoxy]anilino]-3,4-dihydro-1-[3-(2-hydroxyethyl)phenyl]pyrimido[4,5-d]pyrimidin-2(1H)-one of Example 80 in 10ml of dichloromethane was treated with 0.05ml (0.32 mmol) of triethylamine and 34mg (0.2 mmol) of methanesulphonic anhydride. After 4 hours the mixture was washed with 10ml of saturated aqueous sodium bicarbonate, dried over magnesium sulphate, filtered and evaporated to give 100mg (90%) of 3-(2,4-dichlorophenyl)-7-[4-[2-(diethylamino)ethoxy]anilino]-3,4-dihydro-1-[3-(2-methanesulphonyloxyethyl)phenyl]pyrimido[4,5-d]pyrimidin-2(1H)-one as a white solid. [Mass spectrum (ESI) MH⁺ = 699].

b) A solution of 50mg (0.07 mmol) of 3-(2,4-dichlorophenyl)-7-[4-[2-(diethylamino)ethoxy]anilino]-3,4-dihydro-1-[3-(2-methanesulphonyloxyethyl)phenyl]pyrimido[4,5-d]pyrimidin-2(1H)-one in 5 ml of dimethylformamide was treated with 17mg (0.09 mmol) of potassium phthalimide and the mixture was heated at 90°C for 1 hour. The mixture was cooled and evaporated. The residue was partitioned between 20ml of ethyl acetate and 20 ml of water. The organic phase was dried over magnesium sulphate and evaporated to yield 50mg (95%) of 3-(2,4-dichlorophenyl)-7-[4-[2-(diethylamino)ethoxy]aniline]-3,4-dihydro-1-[3-(2-phthalimidoethyl)phenyl]pyrimido[4,5-d]pyrimidin-2(1H)-one as a white solid. [Mass spectrum (ESI) MH⁺ = 750].

Example 82

[0208] 50mg (0.07 mmol) of 3-(2,4-dichlorophenyl)-7-[4-[2-(diethylamino)ethoxy]-anilino]-3,4-dihydro-1-[3-(2-methanesulphonyloxyethyl)phenyl]pyrimido[4,5-d]pyrimidin-2(1H)-one of Example 81(a) was treated with 3ml of a 33% solution of dimethylamine in ethanol and the mixture heated at 50°C for 3 hours. The mixture was cooled and evaporated. The product was purified by column chromatography on silica gel using dichloromethane/methanol/acetic acid/water (240:24:3:2) for the elution. Product-containing fractions were combined, evaporated and the residue evaporated with toluene. The residue was then dissolved in 40ml of dichloromethane, washed with 40ml of saturated aqueous sodium bicarbonate solution, dried over magnesium sulphate, filtered and evaporated to afford 10mg (22%) of 3-(2,4-dichlorophenyl)-7-[4-[2-(diethylamino)ethoxy]anilino]-3,4-dihydro-1-[3-(2-(dimethylamino)ethyl)phenyl]pyrimido[4,5-d]pyrimidin-2(1H)-one as a white solid of melting point 92°C.

Example 83

[0209] A mixture of 300mg (0.65 mmol) of 3-(2,4-dichlorophenyl)-3,4-dihydro-7-methanesulphonyl-1-phenylpyrimido[4,5-d]pyrimidin-2(1H)-one and 400mg (1.9 mmol) of 4-[2-(diethylamino)ethoxy]aniline was heated at 180°C for 30 minutes. The mixture was cooled and the product purified by column chromatography on silica gel using dichloromethane/methanol/acetic acid/water (240:24:3:2) for the elution. Product-containing fractions were combined, evaporated and the residue evaporated with toluene. The residue was then dissolved in 40ml of dichloromethane, washed with 40ml of saturated aqueous sodium bicarbonate solution, dried over magnesium sulphate, filtered and evaporated to afford 30mg (8%) of 3-(2,4-dichlorophenyl)-7-[4-(2-(diethylamino)ethoxy)anilino]-3,4-dihydro-1-phenylpyrimido[4,5-d]pyrimidin-2(1H)-one as a white solid of melting point 106-108°C.

[0210] The 3-(2,4-dichlorophenyl)-3,4-dihydro-7-methanesulphonyl-1-phenylpyrimido[4,5-d]pyrimidin-2(1H)-one used as starting material was prepared in a method analogous to that for 3-(2,6-dichlorophenyl)-7-methanesulphonyl-3,4-dihydro-1-phenylpyrimido[4,5-d]pyrimidin-2(1H)-one of Example 7 using 2,4-dichloroaniline in place of 2,6-dichloroaniline.

Example 84

[0211] A mixture of 370mg (0.6 mmol) of (2-[3-[3-(2,6-dichlorophenyl)-7-methanesulphonyl-2-oxo-3,4-dihydro-2H-pyrimido[4,5-d]pyrimidin-1-yl]-phenyl]-1,1-dimethyl-ethyl)-carbamic acid tert-butyl ester and 300mg (3.2 mmol) of aniline was heated at 140°C for 40 minutes and cooled. 10ml of dichloromethane and 10ml of trifluoroacetic acid were added. After 10 minutes the mixture was evaporated and the product purified by column chromatography on silica gel using dichloromethane/methanol/acetic acid/water (240:24:3:2) for the elution. Product-containing fractions were combined, evaporated and the residue evaporated with toluene. The residue was then dissolved in 40ml of dichloromethane, washed with 40ml of saturated aqueous sodium bicarbonate solution, dried over magnesium sulphate, filtered and evaporated to afford, after trituration in dichloromethane/pentane, 73mg (23%) of 1-[3-(2-amino-2-methyl-propyl)-phenyl]-3-(2,6-dichlorophenyl)-7-phenylamino-3,4-dihydro-pyrimido[4,5-d]pyrimidin-2(1H)-one as a white solid of melting point 128°C.

[0212] The (2-[3-[3-(2,6-dichlorophenyl)-7-methanesulphonyl-2-oxo-3,4-dihydro-2H-pyrimido[4,5-d]pyrimidin-1-yl]-phenyl]-1,1-dimethyl-ethyl)-carbamic acid tert-butyl ester used as starting material was prepared as follows:

a) An ice-cooled suspension of 50g (215 mmol) of ethyl 4-chloro-2-methylthiopyrimidine-5-carboxylate in 300ml of ethanol was treated dropwise with a solution of sodium ethoxide (prepared from 5.1g (222 mg.atom) of sodium and 300ml of ethanol). After 1 hour the mixture was evaporated and the residue partitioned between 400ml of dichloromethane and 400ml of water. The organic phase was dried over magnesium sulphate, filtered and evaporated to give 48g (92%) of ethyl 4-ethoxy-2-methylthiopyrimidine-5-carboxylate as a colourless oil. [Mass spectrum (ESI) MH⁺ = 243].

b) A dry-ice/acetone cooled solution of 15g (62 mmol) of ethyl 4-ethoxy-2-methylthiopyrimidine-5-carboxylate in 500 ml of dichloromethane was treated dropwise with 185ml (185 mmol) of a 1M solution of diisobutylaluminium hydride in dichloromethane. After 1 hour, 12ml of saturated ammonium chloride was added and the mixture allowed to warm to ambient temperature. The mixture was filtered through hyflo filter aid and evaporated to afford 12.4g (100%) of 4-ethoxy-2-methylthio-5-(hydroxymethyl)pyrimidine as a pale yellow oil. [Mass spectrum (ESI) MH⁺ = 201].

c) A solution of 12.4g (62mmol) of 4-ethoxy-2-methylthio-5-(hydroxymethyl)-pyrimidine in 500ml of dichloromethane was treated with 54g (620mmol) of manganese dioxide. After 3 hours the mixture was filtered and evaporated

to give 12.7g (100%) of 4-ethoxy-2-methylthiopyrimidine-5-carboxaldehyde as a white solid. [Mass spectrum (ESI) $MH^+ = 199$].

5 d) A mixture of 12.7g (64 mmol) of 4-ethoxy-2-methylthiopyrimidine-5-carboxaldehyde, 10.4g (64mmol) of 2,6-dichloroaniline and 0.6g (3 mmol) of toluenesulphonic acid monohydrate in 400ml of toluene was heated at reflux with azeotropic removal of water for 18 hours. The mixture was cooled and added dropwise to an ice-cooled suspension of 2.4g (65mmol) of lithium aluminium hydride in 400ml of tetrahydrofuran. After 1 hour, the mixture was quenched by the cautious addition of 2.4ml of water, 1.2ml of 2M aqueous sodium hydroxide and 3.6ml of water. The mixture was filtered through hyflo filter aid and evaporated to give 22g (100%) of 5-(2,6-dichloroanilinomethyl)-4-ethoxy-2-methylthiopyrimidine as a viscous orange oil which was used without further purification. [Mass spectrum (ESI) $MH^+ = 344$].

15 e) 22g (64mmol) of 5-(2,6-dichloroanilinomethyl)-4-ethoxy-2-methylthiopyrimidine was treated with 100ml of concentrated sulphuric acid and the mixture was heated at 120° C for 20 minutes, cooled and cautiously added to 1500ml of ice/water. The mixture was extracted with dichloromethane (3 x 300ml). The combined organic phases were dried over magnesium sulphate, filtered and evaporated to afford 14g of a brown solid. A small portion was purified by flash chromatography using ethyl acetate/isohexane in a ratio of 1:2 as eluent to give 5-(2,6-dichloroanilinomethyl)-2-methylthio-3H-pyrimidin-4-one as a white solid. [Mass spectrum (ESI) $MH^+ = 316$].

20 f) 13.6g (43 mmol) of crude 5-(2,6-dichloroanilinomethyl)-2-methylthio-3H-pyrimidin-4-one was treated with 120ml of phosphorus oxychloride and the mixture heated at 100°C for 15 minutes then cooled. The mixture was evaporated and cautiously partitioned between 200ml of ethyl acetate and 200ml of water. The organic phase was dried over magnesium sulphate, filtered and evaporated. The product was purified by flash chromatography on silica gel eluting with diethyl ether/isohexane in a ratio of 1:9 to give 3.2g (22%) of 4-chloro-5-(2,6-dichloroanilinomethyl)-2-methylthiopyrimidine as a pale yellow oil. [Mass spectrum (ESI) $MH^+ = 334$].

25 g) A solution of 520mg (1.6 mmol) of 4-chloro-5-(2,6-dichloroanilinomethyl)-2-methylthiopyrimidine, 420mg (1.6 mmol) of (2-(3-aminophenyl)-1,1-dimethyl-ethyl)-carbamic acid tert-butyl ester and 250mg (1.7 mmol) of N,N-diethylaniline in 5ml of dichloromethane was heated at 80°C until the solvent had evaporated and then to 120°C for 30 minutes and then cooled. The product was purified by flash chromatography on silica gel eluting with diethyl ether/isohexane in a ratio 1:1 to give 350mg (39%) of (2-(3-[5-[(2,6-dichlorophenylamino)-methyl]-2-methylthiopyrimidin-4-yl-amino]-phenyl)-1,1-dimethyl-ethyl)-carbamic acid tert-butyl ester as a white solid. [Mass spectrum (ESI) $MH^+ = 562$].

35 h) A solution of 320mg (0.6 mmol) of (2-(3-[5-[(2,6-dichlorophenylamino)-methyl]-2-methylthiopyrimidin-4-yl-amino]-phenyl)-1,1-dimethyl-ethyl)-carbamic acid tert-butyl ester in 40ml of toluene was treated with 0.25ml (1.8 mmol) of triethylamine and the resulting solution was added dropwise to a solution of phosgene (0.6ml of a 20% solution in toluene) in a further 40ml of toluene. The mixture was heated at reflux for 1 hour and then cooled. 80ml of ethyl acetate and 80ml of water were added. The organic phase was dried over magnesium sulphate, filtered and evaporated to give 350mg (100%) of (2-[3-[3-(2,6-dichlorophenyl)-7-methylthio-2-oxo-3,4-dihydro-2H-pyrimido[4,5-d]pyrimidin-1-yl]-phenyl]-1,1-dimethyl-ethyl)-carbamic acid tert-butyl ester as a white solid. [Mass spectrum (ESI) $MH^+ = 588$].

45 i) A solution of 350mg (0.6 mmol) of (2-[3-[3-(2,6-dichlorophenyl)-7-methylthio-2-oxo-3,4-dihydro-2H-pyrimido[4,5-d]pyrimidin-1-yl]-phenyl]-1,1-dimethyl-ethyl)-carbamic acid tert-butyl ester in 10ml of dichloromethane was treated with 400mg (1.2 mmol) of 3-chloroperbenzoic acid (50% w/w water) and the mixture stirred for 3 hours. Dimethyl sulphoxide (0.5 ml) was added. After a further 10 minutes 10ml of saturated aqueous sodium bicarbonate was added. The organic phase was dried over magnesium sulphate, filtered and evaporated to give 370mg (100%) of (2-[3-[3-(2,6-dichlorophenyl)-7-methanesulphonyl-2-oxo-3,4-dihydro-2H-pyrimido[4,5-d]pyrimidin-1-yl]-phenyl]-1,1-dimethyl-ethyl)-carbamic acid tert-butyl ester as a white solid. [Mass spectrum (ESI) $MH^+ = 620$].

The (2-(3-aminophenyl)-1,1-dimethyl-ethyl)-carbamic acid tert-butyl ester used as starting material in part (g) above was prepared as follows:

55 j) A solution of 4g (16.5 mmol) of ethyl 4-bromophenylacetate in 60ml of diethyl ether was treated with 26ml (36.4 mmol) of a 1.4M solution of methylmagnesium bromide in toluene/tetrahydrofuran (3:1) and the mixture heated at 40°C for 1 hour and then cooled. 100ml of saturated aqueous ammonium chloride were added and the phases separated. The organic phase was dried over magnesium sulphate, filtered and evaporated to give 3.5g (93%) of 1-(4-bromophenyl)-2-methyl-propan-2-ol as a colourless oil. [Mass spectrum (ESI) $MH^+ = 229$].

k) A solution of 3.5g (15.4 mmol) of 1-(4-bromophenyl)-2-methyl-propan-2-ol in 20ml of glacial acetic acid was treated with 630mg (15.4 mmol) of acetonitrile and cooled in ice. 10ml of concentrated sulphuric acid was added slowly and the mixture stirred for 72 hours. The mixture was poured into 300ml of ice/water and neutralised with potassium carbonate. The product was extracted with diethyl ether (2x250ml). The combined organic phases were dried over magnesium sulphate, filtered and evaporated. The product was purified by recrystallisation from diethyl ether/hexane to give 3.3g (80%) of N-[2-(4-bromophenyl)-1,1-dimethyl-ethyl]-acetamide as a white solid. [Mass spectrum (ESI) $MH^+ = 270$].

l) An ice-cooled solution of 3.3g (12 mmol) of N-[2-(4-bromophenyl)-1,1-dimethylethyl]-acetamide in 3ml of concentrated sulphuric acid was treated dropwise with a mixture of 3ml of concentrated sulphuric acid and 6ml of 90% nitric acid. After 1 hour the mixture was cautiously added to 200ml of ice/water and the precipitated product extracted with 150ml of dichloromethane. The organic solution was dried over magnesium sulphate, filtered and evaporated to give 3.7g (98%) of N-[2-(4-bromo-3-nitrophenyl)-1,1-dimethyl-ethyl]-acetamide as a white solid. [Mass spectrum (ESI) $MH^+ = 315$].

m) A solution of 3.5g (11 mmol) of N-[2-(4-bromo-3-nitrophenyl)-1,1-dimethylethyl]-acetamide in 60ml of ethanol was treated with 3ml (22 mmol) of triethylamine and 500mg of 10% palladium on charcoal. The mixture was hydrogenated at atmospheric pressure for 6 hours, filtered and evaporated. The residue was partitioned between 60ml of ethyl acetate and 60ml of saturated aqueous sodium bicarbonate. The organic phase was dried over magnesium sulphate, filtered and evaporated to give 1.7g (75%) of N-[2-(3-aminophenyl)-1,1-dimethyl-ethyl]-acetamide as an orange gum. [Mass spectrum (ESI) $MH^+ = 207$].

n) A solution of 1.7g (8.3 mmol) of N-[2-(3-aminophenyl)-1,1-dimethyl-ethyl]-acetamide in 20ml of ethylene glycol was treated with 3g (75 mmol) of sodium hydroxide and the mixture heated at 195°C for 20 hours. The mixture was cooled and added to 150ml of 1M aqueous sodium hydroxide saturated with sodium chloride. The product was extracted with diethyl ether (3x100ml). The combined organic phases were dried over magnesium sulphate, filtered and evaporated to give 1.2g (88%) of 3-(2-amino-2-methylpropyl)-aniline as a colourless oil. [Mass spectrum (ESI) $M+CH_3CN^+ = 206$].

o) A dry-ice/acetone cooled solution of 1g (6.1 mmol) of 3-(2-amino-2-methylpropyl)-aniline in 30ml of tetrahydrofuran was treated dropwise with a solution of 1.13g (6.1 mmol) of di-tert-butyl dicarbonate in 20 ml of tetrahydrofuran. The cooling was removed after 1 hour and the mixture allowed to warm to ambient temperature and stirred at this temperature for 2 hours. 40ml of saturated aqueous ammonium chloride was added. The organic phase was dried over magnesium sulphate, filtered and evaporated. The product was purified by flash chromatography on silica gel using diethyl ether/isohehexane in a ratio of 1:1 as eluent to give 960mg (60%) of (2-(3-aminophenyl)-1,1-dimethyl-ethyl)-carbamic acid tert-butyl ester as a white solid. [Mass spectrum (ESI) $MH^+ = 265$].

Example 85

[0213] A mixture of 400mg (0.62 mmol) of (2-[3-[3-(2,6-dichlorophenyl)-7-methanesulphonyl-2-oxo-3,4-dihydro-2H-pyrimido[4,5-d]pyrimidin-1-yl]-phenyl]-2-ethyl-butyl)-carbamic acid tert-butyl ester and 600mg (6.5 mmol) of aniline was heated at 140°C for 45 minutes and cooled. The residue was dissolved in 20ml of a 1:1 mixture of dichloromethane and trifluoroacetic acid. After 10 minutes the mixture was evaporated and the product purified by flash chromatography on silica gel using a gradient elution from dichloromethane/methanol 98:2 to dichloromethane/methanol 95:5. Product-containing fractions were evaporated and the residue dissolved in 4ml of dichloromethane. The product was precipitated by the addition of pentane and subsequently filtered and dried to give 65mg (19%) of 1-[3-(1-aminomethyl-1-ethylpropyl)-phenyl]-3-(2,6-dichloro-phenyl)-7-phenylamino-3,4-dihydro-pyrimido[4,5-d]pyrimidin-2(1H)-one trifluoroacetate as a white solid of melting point 232°C.

[0214] The (2-[3-[3-(2,6-dichlorophenyl)-7-methanesulphonyl-2-oxo-3,4-dihydro-2H-pyrimido[4,5-d]pyrimidin-1-yl]-phenyl]-2-ethyl-butyl)-carbamic acid tert-butyl ester used as starting material was prepared using a method analogous to that described for (2-[3-[3-(2,6-dichlorophenyl)-7-methanesulphonyl-2-oxo-3,4-dihydro-2H-pyrimido[4,5-d]pyrimidin-1-yl]-phenyl]-1,1-dimethyl-ethyl)-carbamic acid tert-butyl ester of Example 84 using (2-(3-aminophenyl)-2-ethyl-butyl)-carbamic acid tert-butyl ester in place of (2-(3-aminophenyl)-1,1-dimethyl-ethyl)-carbamic acid tert-butyl ester.

[0215] The (2-(3-aminophenyl)-2-ethyl-butyl)-carbamic acid tert-butyl ester was prepared as follows:

a) A dry-ice/acetone cooled solution of 2g (12 mmol) of 3-nitrophenylacetonitrile in 100ml of tetrahydrofuran was treated with 4.4g (26.5 mmol) of iodoethane, 3g (27 mmol) of potassium tert-butoxide and 800mg (3 mmol) of 18-crown-6. The mixture was stirred for 18 hours allowing the reaction temperature to steadily rise to ambient

EP 1 123 295 B1

temperature. 100ml of saturated aqueous ammonium chloride were added and the organic phase separated, dried over magnesium sulphate, filtered and evaporated. The product was purified by flash chromatography on silica gel using diethyl ether/hexane in a ratio of 3:7 as eluent. Product-containing fractions were evaporated to give 2.1g (80%) of 2-ethyl-2-(3-nitro-phenyl)-butyronitrile as a pale brown oil. [Mass spectrum (ESI) $MH^+ = 219$].

b) A solution of 3.2g (14.7 mmol) of 2-ethyl-2-(3-nitro-phenyl)-butyronitrile in 50ml of ethanol was treated with 350mg of water-wet Raney nickel and the mixture heated to 60° C. 10ml of hydrazine hydrate was added dropwise over 20 minutes and the reaction stirred for a further 1 hour at 60°C. The cooled mixture was filtered through hyflo filter aid and evaporated to give 2.5g (90%) of 2-(3-amino-phenyl)-2-ethyl-butyronitrile as an orange oil. [Mass spectrum (ESI) $MH^+ = 189$].

c) A solution of 2.5g (13 mmol) of 2-(3-amino-phenyl)-2-ethyl-butyronitrile in 30ml of tetrahydrofuran was treated with 30ml (30mmol) of a 1M solution of lithium aluminium hydride in tetrahydrofuran and the mixture was heated at reflux for 2 hours then cooled. The mixture was cautiously quenched by the addition of 1ml water, 0.5ml 2M sodium hydroxide and 1.5ml water and then filtered through hyflo filter aid. The filtrate was evaporated to give 0.88g (35%) of 3-(1-aminomethyl-1-ethyl-propyl)-aniline as a pale yellow oil. [Mass spectrum. (ESI) $MH^+ = 193$].

d) A dry-ice/acetone solution of 880mg (4.6 mmol) of 3-(1-aminomethyl-1-ethylpropyl)-aniline in 30ml of tetrahydrofuran was treated dropwise with a solution of 850mg (4.6mmol) of di-tert-butyl dicarbonate in 30 ml of tetrahydrofuran. After 1 hour the cooling was removed. After a further 2 hours 40ml of saturated aqueous ammonium chloride were added. The organic phase was dried over magnesium sulphate, filtered and evaporated. The product was purified by flash chromatography on silica gel using diethyl ether/isohexane in a ratio 2:3 as eluent Product-containing fractions were evaporated to afford 950mg (71%) of (2-(3-aminophenyl)-2-ethyl-butyl)-carbamic acid tert-butyl ester as a pale orange oil. [Mass spectrum (ESI) $MH^+ = 293$].

Example 86

[0216] A solution of 200mg (0.3 mmol) of 2-(3-[3-[3-(2,4-dichlorophenyl)-2-oxo-7-phenylamino-3,4-dihydro-2H-pyrimido[4,5-d]pyrimidin-1-yl]-phenyl]-propyl)-isoindole-1,3-dione in 10ml of ethanol was treated with 1ml of hydrazine hydrate. After 18 hours at ambient temperature the mixture was evaporated and the product purified by column chromatography on silica gel using dichloromethane/methanol/acetic acid/water (240:24:3:2) for the elution. Product-containing fractions were combined, evaporated and the residue evaporated with toluene. The residue was then dissolved in 40ml of dichloromethane, washed with 40ml of saturated aqueous sodium bicarbonate solution, dried over magnesium sulphate, filtered and evaporated to afford, after trituration in dichloromethane/pentane, 25mg (16%) of 1-[3-(3-amino-propyl)-phenyl]-3-(2,4-dichlorophenyl)-7-phenylamino-3,4-dihydro-pyrimido[4,5-d]pyrimidin-2(1H)-one as a solid of melting point 120°C.

[0217] The 2-[3-[3-(2,4-dichlorophenyl)-2-oxo-7-phenylamino-3,4-dihydro-2H-pyrimido[4,5-d]pyrimidin-1-yl]-phenyl]-propyl]-isoindole-1,3-dione used as starting material was prepared as follows:

a) An ice-cooled suspension of 2.1g (53 mmol) of sodium hydride (60% w/w dispersion in mineral oil) in 120ml of tetrahydrofuran was treated dropwise with a solution of 6.5g (47 mmol) of 4-methoxybenzyl alcohol in 40ml of tetrahydrofuran. After 30 minutes, a solution of 10g (43 mmol) of ethyl 4-chloro-2-methylthiopyrimidine-5-carboxylate was added slowly. After a further 40 minutes the reaction was quenched by the cautious addition of 60ml of saturated aqueous ammonium chloride. The mixture was separated and the organic phase dried over magnesium sulphate, filtered and evaporated to give 14.2g (99%) of ethyl 4-(4-methoxy-benzyloxy)-2-methylthiopyrimidine-5-carboxylate as a pale yellow oil. [Mass spectrum (ESI) $MH^+ = 335$].

b) An ice-cooled suspension of 1.6g (42 mmol) of lithium aluminium hydride in 150ml of tetrahydrofuran was treated slowly with a solution of 14g (42 mmol) of ethyl 4-(4-methoxy-benzyloxy)-2-methylthiopyrimidine-5-carboxylate in 150ml of tetrahydrofuran. After 15 minutes the reaction was quenched by the cautious addition of 1.5ml of water, 0.8ml of 2M aqueous sodium hydroxide and 2.3ml of water. The resulting suspension was filtered through hyflo filter aid. The filtered solid was washed thoroughly with tetrahydrofuran and the combined filtrate and washings evaporated. The residue was partitioned between 200ml of dichloromethane and 100ml of water. The organic phase was dried over magnesium sulphate and filtered. To the filtrate was added a further 100ml of dichloromethane which was then treated with 36g (414 mmol) of manganese dioxide. The mixture was stirred at ambient temperature for 2 hours and filtered through hyflo filter aid. The filtrate was evaporated to give 11.6g (95%) of 4-(4-methoxy-benzyloxy)-2-methylthiopyrimidine-5-carboxaldehyde as a pale yellow oil. [Mass spectrum (ESI) $MH^+ = 291$].

EP 1 123 295 B1

c) A mixture of 11.6g (40 mmol) of 4-(4-methoxy-benzyloxy)-2-methylthiopyrimidine-5-carboxaldehyde, 6.5g (40 mmol) of 2,4-dichloroaniline and 400mg (2.1 mmol) of toluenesulphonic acid monohydrate was heated at reflux with azeotropic removal of water for 1 hour and cooled. The mixture was added dropwise to an ice-cooled suspension of 1.5g (40 mmol) of lithium aluminium hydride in 100ml of tetrahydrofuran. After 1 hour the reaction was quenched by the cautious addition of 1.5ml of water, 0.7ml of 2M aqueous sodium hydroxide solution and 2.2ml of water. A further 100ml of tetrahydrofuran was added and the mixture filtered through hyflo filter aid and the filtrate evaporated to give 10.5g (60%) of 5-(2,4-dichloroanilinomethyl)-4-(4-methoxy-benzyloxy)-2-methylthiopyrimidine as an orange-coloured viscous oil which was used without further purification. [Mass spectrum (ESI) MH⁺ = 436].

d) A solution of 5g (11.5 mmol) of 5-(2,4-dichloroanilinomethyl)-4-(4-methoxybenzyloxy)-2-methylthiopyrimidine in 30ml of trifluoroacetic acid was heated at reflux for 20 minutes, cooled and evaporated. The product was purified by flash chromatography on silica gel using ethyl acetate /isohexane in a ratio of 1:2 as eluent. Product-containing fractions were combined and evaporated to give 1.2g (24%) of 5-[2,4-dichloroanilinomethyl]-2-methylthio-3H-pyrimidin-4-one as a pale yellow solid. [Mass spectrum (ESI) MH⁺ = 316].

e) A solution of 1.2g (3.8 mmol) of 5-[2,4-dichloroanilinomethyl]-2-methylthio-3H-pyrimidin-4-one in 40ml of phosphorus oxychloride was treated with 0.6ml (3.7 mmol) of N,N-diethylaniline and the mixture was heated at 110°C for 1 hour, cooled and evaporated. The residue was cautiously partitioned between 40ml of ice/water and 30ml of diethyl ether. The aqueous phase was extracted with a further 30ml of diethyl ether and the combined organic phases were dried over magnesium sulphate, filtered and evaporated to give 1.1g (87%) of 4-chloro-5-(2,4-dichloroanilinomethyl)-2-methylthiopyrimidine as an oil which slowly solidified to a white solid. [Mass spectrum (ESI) MH⁺ = 334].

f) A solution of 180mg (0.54 mmol) of 4-chloro-5-(2,4-dichloroanilinomethyl)-2-methylthiopyrimidine in 3ml of dichloromethane was treated with 150mg (0.54 mmol) of 2-[3-(3-aminophenyl)-propyl]-isoindole-1,3-dione and 85mg (0.57 mmol) of N,N-diethylaniline and the mixture heated to 120°C allowing the dichloromethane to evaporate and then heated at 120°C for a further 30 minutes. The cooled mixture was subjected to flash chromatography on silica gel eluting with ethyl acetate/isohexane in a ratio of 1:2. Product-containing fractions were combined and evaporated to give 200mg (64%) of 2-[3-[3-[5-[(2,4-dichloroanilinomethyl)-2-methylthiopyrimidin-4-yl-amino]-phenyl]-propyl]-isoindole-1,3-dione as a white solid. [Mass spectrum (ESI) MH⁺ = 578].

g) A solution of 200mg (0.35 mmol) of 2-[3-[3-[5-[(2,4-dichloroanilinomethyl)-2-methylthiopyrimidin-4-yl-amino]-phenyl]-propyl]-isoindole-1,3-dione in 10ml of toluene was treated with 0.15ml (1.05 mmol) of triethylamine and the resulting mixture was added dropwise to an ice-cooled solution of 0.4ml (0.7 mmol) of phosgene (as a 20% solution in toluene) in a further 20ml of toluene. The mixture was heated at reflux for 1 hour and then cooled. 30ml of ethyl acetate and 30ml of water were added. The organic phase was dried over magnesium sulphate, filtered and evaporated to give 180mg (85%) of 2-[3-[3-[3-(2,4-dichlorophenyl)-7-methylthio-2-oxo-3,4-dihydro-2H-pyrimido[4,5-d]pyrimidin-1-yl]-phenyl]-propyl]-isoindole-1,3-dione as a white solid. [Mass spectrum (ESI) MH⁺ = 604].

h) A solution of 180mg (0.3 mmol) of 2-[3-[3-[3-(2,4-dichlorophenyl)-7-methylthio-2-oxo-3,4-dihydro-2H-pyrimido[4,5-d]pyrimidin-1-yl]-phenyl]-propyl]-isoindole-1,3-dione in 10ml of dichloromethane was treated with 200mg (0.6 mmol) of 3-chloroperbenzoic acid (50% w/w water) and the mixture stirred at ambient temperature for 18 hours. 0.1ml of dimethyl sulphoxide was added. After a further 15 minutes 10ml of dichloromethane and 20ml of saturated aqueous sodium bicarbonate were added. The organic phase was dried over magnesium sulphate, filtered and evaporated to give 190mg (100%) of 2-[3-[3-[3-(2,4-dichlorophenyl)-7-methanesulphonyl-2-oxo-3,4-dihydro-2H-pyrimido[4,5-d]pyrimidin-1-yl]-phenyl]-propyl]-isoindole-1,3-dione as a white solid. [Mass spectrum (ESI) MH⁺ = 636].

i) A mixture of 190mg (0.3 mmol) of 2-[3-[3-[3-(2,4-dichlorophenyl)-7-methanesulphonyl-2-oxo-3,4-dihydro-2H-pyrimido[4,5-d]pyrimidin-1-yl]-phenyl]-propyl]-isoindole-1,3-dione and 1ml of aniline was heated at 140°C for 35 minutes and then cooled. The mixture was added to 40ml of 2M aqueous hydrochloric acid and the precipitated product was filtered off, washed with 2M aqueous hydrochloric acid, then with water and finally dried to give 200mg (100%) of 2-[3-[3-[3-(2,4-dichlorophenyl)-2-oxo-7-phenylamino-3,4-dihydro-2H-pyrimido [4,5-d]pyrimidin-1-yl]-phenyl]-propyl]-isoindole-1,3-dione as a pale brown solid. [Mass spectrum (ESI) MH⁺ = 649].

The 2-[3-(3-aminophenyl)-propyl]-isoindole-1,3-dione used as starting material in part (f) was prepared as follows:

j) To a solution of 15g (100 mmol) of sodium iodide in 120ml of acetone was added 3g (11 mmol) of N-(3-bromopropyl)phthalimide and the mixture was heated at reflux for 30 minutes. The cooled mixture was filtered and evaporated. The residue was partitioned between 50ml of diethyl ether and 50ml of water. The organic phase was dried over magnesium sulphate, filtered and evaporated to give 2.6g (75%) of N-(3-iodopropyl)phthalimide as a white solid. [Mass spectrum (ESI) MH⁺ = 316].

k) Under an atmosphere of nitrogen, a stirred suspension of 1.6g (24 mg.atom) of zinc dust (< 10 micron diameter) in 20ml of dimethylformamide was treated with 0.11ml (1.2 mmol) of 1,2-dibromoethane and the mixture was heated to 60°C then allowed to cool to room temperature. The heating and cooling was repeated twice more. 0.04ml (0.24 mmol) of chlorotrimethylsilane was added and the mixture stirred at ambient temperature for 30 minutes. The mixture was then treated with 1.26g (4 mmol) of N-(3-iodopropyl)phthalimide and the resulting suspension stirred for 30 minutes at ambient temperature and then heated at 35°C for 1 hour and cooled. To the mixture were then added sequentially 750mg (3 mmol) of 1-iodo-3-nitrobenzene, 60mg (0.06 mmol) of tris(dibenzylideneacetone) dipalladium and 70mg (0.23 mmol) of tri(o-tolyl)phosphine and the resulting mixture stirred at ambient temperature for 1 hour. The suspension was filtered and the filtrate diluted with 50ml of ethyl acetate, washed twice with 40ml of water, dried over magnesium sulphate, filtered and evaporated. The product was purified by flash chromatography on silica gel using ethyl acetate/isohehexane in a ratio of 1:2 as eluent. Product containing fractions were combined and evaporated to give 190mg (20%) of 2-[3-(3-nitrophenyl)-propyl]-isoindole-1,3-dione as a pale pink solid. [Mass spectrum (ESI) MH⁺ = 311].

l) A solution of 190mg (0.6 mmol) of 2-[3-(3-nitrophenyl)-propyl]-isoindole-1,3-dione in 20ml of ethanol was treated with 50mg of 10% palladium on charcoal and shaken in an atmosphere of hydrogen for 2 hours. The mixture was filtered and the filtrate evaporated to give 120mg (71%) of 2-[3-(3-aminophenyl)-propyl]-isoindole-1,3-dione as a yellow oil. [Mass spectrum (ESI) MH⁺ = 281].

Example 87

[0218] A solution of 58mg (0.1mmol) of 7-anilino-3-(2,4-dichlorophenyl)-3,4-dihydro-1-[3-(2-methanesulphonyloxyethyl)phenyl]-pyrimido[4,5-d]pyrimidin-2(1H)-one (prepared in Example 74) and 0.5ml of diethylamine in 2ml of ethanol was heated at 50°C for 3 hours. The reaction mixture was evaporated and the crude material purified by flash chromatography on silica gel, eluting with 5% methanol in dichloromethane. Product containing fractions were combined and evaporated to give 16mg (28%) of 7-anilino-3-(2,4-dichlorophenyl)-1-[3-[2-(diethylamino)ethyl]phenyl]-3,4-dihydro-pyrimido[4,5-d]pyrimidin-2(1H)-one as an off-white solid of melting point 186°C. [Mass spectrum (ESI) MH⁺ = 561].

Example 88

[0219] A solution of 58mg (0.1mmol) of 7-anilino-3-(2,4-dichlorophenyl)-3,4-dihydro-1-[3-(2-methanesulphonyloxyethyl)phenyl]-pyrimido[4,5-d]pyrimidin-2(1H)-one (prepared in Example 74) and 0.5ml of morpholine in 2ml of ethanol was heated at 50°C for 3 hours. The reaction mixture was evaporated and the crude material was purified by flash chromatography on silica gel, eluting with 5% methanol in dichloromethane. Product containing fractions were combined and evaporated to give 26mg (45%) of 7-anilino-3-(2,4-dichlorophenyl)-3,4-dihydro-1-[3-(2-morpholinoethyl)phenyl]-pyrimido[4,5-d]pyrimidin-2(1H)-one as a pale yellow solid of melting point 118°C. [Mass spectrum (ESI) MH⁺ = 575].

Example 89

[0220] A solution of 58mg (0.1mmol) of 7-anilino-3-(2,4-dichlorophenyl)-3,4-dihydro-1-[3-(2-methanesulphonyloxyethyl)phenyl]-pyrimido[4,5-d]pyrimidin-2(1H)-one (prepared in Example 74) and 100mg of piperazine in 2ml of ethanol was heated at 50°C for 3 hours. The reaction mixture was evaporated and the crude material purified by flash chromatography on silica gel, eluting with dichloromethane/methanol/acetic acid/water (90:18:3:2). Product containing fractions were combined and evaporated. The residue was dissolved in 10ml of dichloromethane, washed with saturated aqueous sodium bicarbonate (10ml), dried over magnesium sulphate, filtered and evaporated to give 3mg (5%) of 7-anilino-3-(2,4-dichlorophenyl)-3,4-dihydro-1-[3-[2-(1-piperazinyl)-ethyl]phenyl]-pyrimido[4,5-d]pyrimidin-2(1H)-one as a white solid of melting point 126°C. [Mass spectrum (ESI) MH⁺ = 574].

Example 90

[0221] A mixture of 100mg (0.26mmol) of 3-(2,6-dichlorophenyl)-3,4-dihydro-7-(methanesulphonyl)-1-methylpyrimido[4,5-d]pyrimidin-2(1H)-one (prepared in Example 1f) and 2ml of furfurylamine was stirred at room temperature over-

night under a nitrogen atmosphere. The reaction mixture was partitioned between dichloromethane (10ml) and 2M hydrochloric acid (10ml), and the organic phase washed with saturated aqueous sodium bicarbonate (10ml), dried over magnesium sulphate, filtered and evaporated. The crude material was triturated with diethyl ether/hexane, filtered and dried under vacuum to give 80mg (76%) of 3-(2,6-dichlorophenyl)-3,4-dihydro-7-(furan-2-yl-methylamino)-1-methylpyrimido[4,5-d]pyrimidin-2(1H)-one as a pale brown solid of melting point 150° C (with decomposition). [Mass spectrum (ESI) MH⁺ = 404].

Example 91

[0222] A solution of 320mg (0.47mmol) of 1-[3-(2-tert-butylidiphenylsilyloxyethyl)-phenyl]-3-(1-oxy-pyridin-3-yl)-7-phenylamino-3,4-dihydro-pyrimido[4,5-d]pyrimidin-2(1H)-one in dry tetrahydrofuran (5ml) was treated with 0.425ml (0.425mmol) of tetrabutylammonium fluoride (1M solution in tetrahydrofuran) then stirred at room temperature for 2 hours. The solvent was evaporated and the crude material purified by flash chromatography on silica gel, eluting with 10% methanol in dichloromethane. Product containing fractions were combined and evaporated to give 95mg (61%) of 1-[3-(2-hydroxyethyl)-phenyl]-3-(1-oxy-pyridin-3-yl)-7-phenylamino-3,4-dihydro-pyrimido[4,5-d]pyrimidin-2(1H)-one as a pale brown solid of melting point 220°C (with decomposition). [Mass spectrum (ESI) MH⁺ = 455].

[0223] The 1-[3-(2-tert-butylidiphenylsilyloxyethyl)-phenyl]-3-(1-oxy-pyridin-3-yl)-7-phenylamino-3,4-dihydro-pyrimido[4,5-d]pyrimidin-2(1H)-one used as the starting material was prepared in a manner analogous to that described in Example 53, using 3-aminopyridine in place of 2-chloro-6-methyl-aniline (53b) and 3 molar equivalents of 3-chlorop-erbenzoic acid instead of 2 (53d).

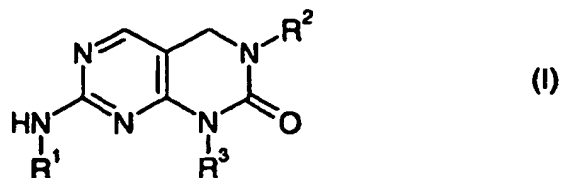
Example 92

[0224] A solution of 320mg (0.47mmol) of 1-[3-(2-tert-butylidiphenylsilyloxyethyl)-phenyl]-3-(furan-2-yl-methyl)-7-phenylamino-3,4-dihydro-pyrimido[4,5-d]pyrimidin-2(1H)-one in dry tetrahydrofuran (5ml) was treated with 0.6ml (0.6mmol) of tetrabutylammonium fluoride (1M solution in tetrahydrofuran) then stirred at room temperature for 2 hours. The solvent was evaporated and the crude material purified by flash chromatography on silica gel, eluting with 4:1 ethyl acetate/hexane. Product containing fractions were combined and evaporated to give 170mg (82%) of 3-(furan-2-yl-methyl)-1-[3-(2-hydroxyethyl)-phenyl]-7-phenylamino-3,4-dihydro-pyrimido[4,5-d]pyrimidin-2(1H)-one as a pale pink solid of melting point 195°C. [Mass spectrum (ESI) MH⁺ = 442].

[0225] The 1-[3-(2-tert-butylidiphenylsilyloxyethyl)-phenyl]-3-(furan-2-yl-methyl)-7-phenylamino-3,4-dihydro-pyrimido[4,5-d]pyrimidin-2(1H)-one used as the starting material was prepared in a manner analogous to that described in Example 53, using furfurylamine in place of 2-chloro-6-methyl-aniline (53b).

Claims

1. Compounds of the general formula



wherein

R¹ represents hydrogen, lower alkyl, aryl, aryl-lower alkyl, heteroaryl, heteroaryl-lower alkyl, lower cycloalkyl or lower cycloalkyl-lower alkyl,

R² represents lower alkyl, aryl, aryl-lower alkyl, heteroaryl, heteroaryl-lower alkyl, lower cycloalkyl or lower cycloalkyl-lower alkyl, and

R³ represents hydrogen, lower alkyl, aryl, aryl-lower alkyl, heteroaryl, heteroaryl-lower alkyl, lower cycloalkyl, lower cycloalkenyl or lower cycloalkyl-lower alkyl, wherein term "lower alkyl", alone or in combination means a straight-chain or branched-chain alkyl group

containing from 1 to 7 carbon atoms;

the term "lower alkoxy" means a lower alkyl group which is bonded via an oxygen atom;

the term "lower cydoalkyl", alone or in combination means a cycloalkyl group containing from 3 to 7 carbon;

the term "lower cycloalkenyl" means a cycloalkenyl group containing from 4 to 7 carbon atoms;

the term "aryl", alone or in combination means a phenyl or naphthyl group which is optionally mono- or multiply-substituted by halogen, lower alkyl, lower alkoxy, lower-alkoxy lower alkyl, trifluoromethyl, hydroxy, hydroxy lower-alkyl,

carboxylic acid, carboxylic ester, nitro, amino, phenyl, wherein the substituents may be the same or different, and/or by a group of the formula $-Z-NR^4R^5$ or $-Z-OR^6$ in which Z represents a spacer group and R^4 and R^5 each individually represent hydrogen or lower alkyl or R^4 and R^5 together with the nitrogen atom to which they are attached represent a 4-, 5- or 6-membered saturated or partially unsaturated or 5- or 6-membered aromatic heterocyclic group which contains one or more hetero atoms selected from nitrogen, sulphur and oxygen and which is optionally substituted by lower alkyl, lower alkoxy and/or oxo and/or which is optionally benz-fused, and in which R^6 is defined as H or lower-alkyl;

the term "spacer group" means $-(CH_2)_m-$ in which m stands for 1, 2, 3 or 4 and $-O(CH_2)_n-$ in which n stands for 2, 3 or 4, wherein the carbon atoms of the $-(CH_2)_m-$ chain may be optionally mono- or di-substituted by lower-alkyl, hydroxy lower-alkyl or lower-alkyloxy lower-alkyl, wherein the substituents may be the same or different;

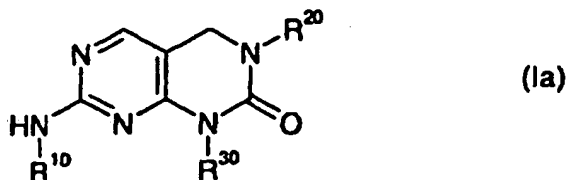
the term "heteroaryl", alone or in combination, means a 5- or 6-membered heteroaromatic group which contains one or more hetero atoms selected from N, S and O and which may be benz-fused and/or substituted in the same manner as "aryl" defined above; and

the term "halogen" means fluorine, chlorine, bromine or iodine;

and pharmaceutically acceptable salts of basic compounds of formula I with acids, or pharmaceutically acceptable salts of acidic compounds of formula I with bases.

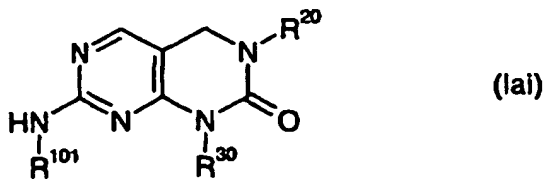
2. Compounds according to claim 1, wherein the term "aryl", alone or in combination means a phenyl or naphthyl group which is optionally mono- or multiply-substituted by halogen, lower alkyl, lower alkoxy, trifluoromethyl, hydroxyl, nitro, amino and phenyl.

3. Compounds according to claim 1 of the general formula



wherein R^{10} represents lower alkyl, aryl or aryl-lower alkyl, R^{20} represents aryl and R^{30} represents hydrogen, lower alkyl, aryl or aryl-lower alkyl, wherein these terms are defined in the same way as claim 1.

4. Compounds according to claim 3 of the general formula



wherein R^{101} represents aryl which term is defined in the same way as the term aryl in claim 1 and R^{20} and R^{30}

have the significance given in claim 3.

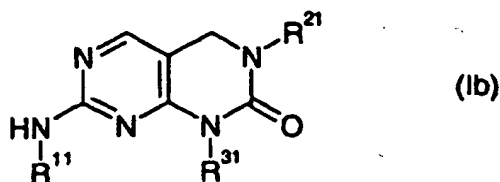
5. Compounds according to claim 4, wherein R¹⁰¹ represents phenyl.

6. Compounds according to claim 5, wherein R²⁰ represents halophenyl.

7. Compounds according to claim 5, wherein R²⁰ represents 2,6-dichlorophenyl.

8. Compounds according to any one of claims 3 to 7, wherein R³⁰ represents phenyl substituted by a group of the formula -Z-NR⁴R⁵ in which Z represents a spacer group and R⁴ and R⁵ each individually represent hydrogen or lower alkyl or R⁴ and R⁵ together with the nitrogen atom to which they are attached represent a 4-, 5- or 6-membered saturated or partially unsaturated or 5- or 6-membered aromatic heterocyclic group which contains one or more hetero atoms selected from nitrogen, sulphur and oxygen and which is optionally substituted by lower alkyl, lower alkoxy and/or oxo and/or which is optionally benz-fused.

9. Compounds according to Claim 1 of the general formula



wherein R¹¹ represents lower alkyl, R²¹ represents aryl and R³¹ represents heteroaryl-lower alkyl, wherein these terms are defined in the same way as in claims 1.

10. Compounds according to claim 9, wherein R¹¹ represents isopropyl.

11. Compounds according to claim 9 or 10, wherein R²¹ represents halophenyl.

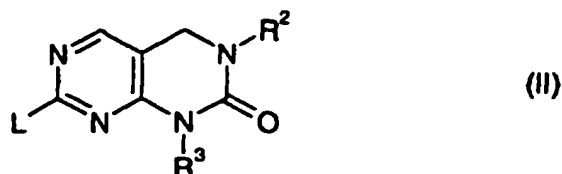
12. Compound according to claim 1, which is 1-[3-(2-aminoethyl)phenyl]-7-anilino-3-(2,6-dichlorophenyl)-3,4-dihydro-pyrimido[4,5-d]pyrimidin-2(1H)-one.

13. A compound according to any one of claims 1 to 12 or a pharmaceutically acceptable salt thereof for use as a medicament.

14. A compound according to claim 13 in the treatment or prophylaxis of inflammatory, immunological, oncological, bronchopulmonary, dermatological and cardiovascular disorders, in the treatment of asthma, central nervous system disorders or diabetic complications or for the prevention of graft rejection following transplant surgery.

15. A process for the manufacture of the compounds according to any one of claims 1 to 12, which process comprises

(a) reacting a compound of the general formula



wherein R² and R³ have the significance given in claim 1, with the proviso that any hydroxy, amino or carboxylic acid group present may be in protected form, and L signifies benzyl sulphonyl or lower alkanesulpho-

nyl,
with an amine of the general formula



wherein R^1 has the significance given in claim 1, with the proviso that any hydroxy, amino or carboxylic acid group present may be in protected form,

and, where required, converting a protected hydroxy or protected amino or protected carboxylic acid group present in the reaction product into a free hydroxy or free amino or free carboxylic acid group,

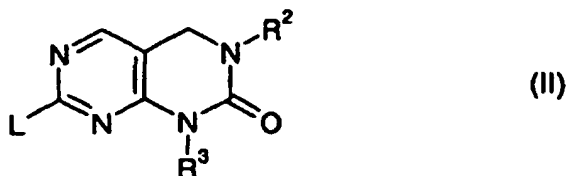
or

b) for the manufacture of a compound of formula I in which R^1 represents hydrogen, cleaving off the aryl-methyl group from a compound of formula I in which R^1 signifies aryl-methyl,

and

c) if desired, converting a basic compound of formula I obtained into a pharmaceutically acceptable salt with an acid, or converting an acidic compound of formula I obtained into a pharmaceutically acceptable salt with a base.

16. Compounds of the general formula



wherein R^2 and R^3 have the significance given in claim 1, with the proviso that any hydroxy, amino or carboxylic acid group present may be in protected form, and L signifies benzyl sulphonyl or lower alkanesulphonyl.

17. A pharmaceutical preparation containing a compound according to any one of claims 1 to 12 or a pharmaceutically acceptable salt thereof in association with a compatible pharmaceutical carrier material.
18. A pharmaceutical preparation according to Claim 17, which is for the treatment or prophylaxis of inflammatory, immunological, oncological, bronchopulmonary, dermatological and cardiovascular disorders, for the treatment of asthma, central nervous system disorders or diabetic complications or for the prevention of graft rejection following transplant surgery.
19. A process for the production of a pharmaceutical preparation, which process comprises bringing one or more compounds according to any one of claims 1 to 11 or a pharmaceutically acceptable salt thereof and, if desired, one or more other therapeutically valuable substances into a galenical administration form together with a compatible pharmaceutical carrier.
20. A process according to Claim 19, wherein the preparation obtained is for the treatment or prophylaxis of inflammatory, immunological, oncological, bronchopulmonary, dermatological and cardiovascular disorders, for the treatment of asthma, central nervous system disorders or diabetic complications or for the prevention of graft rejection following transplant surgery.
21. The use of a compound according to any one of Claims 1 to 12 or a pharmaceutically acceptable salt thereof for the manufacture of a medicament for the treatment or prophylaxis of illnesses.
22. The use according to claim 21, which is for the treatment or prophylaxis of inflammatory, immunological, oncological, bronchopulmonary, dermatological and cardiovascular disorders, for the treatment of asthma, central nervous system disorders or diabetic complications or for the prevention of graft rejection following transplant surgery.
23. Compounds according to any one of claims 1 to 12 and their pharmaceutically acceptable salts, when manufactured

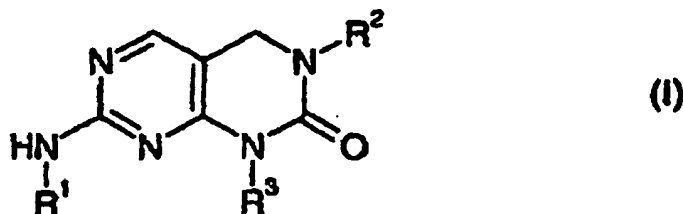
according to the process claimed in claim 14 or according to a process equivalent thereto.

24. Compounds according to any one of claims 1 to 12 or a pharmaceutically acceptable salt thereof for use as a medicament.

25. Compounds according to Claim 24 for the treatment or prophylaxis of inflammatory, immunological, oncological, bronchopulmonary, dermatological and cardiovascular disorders, for the treatment of asthma, central nervous system disorders or diabetic complications or for the prevention of graft rejection following transplant surgery.

Patentansprüche

1. Verbindungen der allgemeinen Formel



wobei

R¹ Wasserstoff, Niederalkyl, Aryl, Aryl-Niederalkyl, Heteroaryl, Heteroaryl—Niederalkyl, Niedercycloalkyl oder Niedercycloalkyl—Niederalkyl bedeutet,

R² Niederalkyl, Aryl, Aryl-Niederalkyl, Heteroaryl, Heteroaryl-Niederalkyl, Niedercycloalkyl oder Niedercycloalkyl—Niederalkyl bedeutet, und

R³ Wasserstoff, Niederalkyl, Aryl, Aryl-Niederalkyl, Heteroaryl, Heteroaryl—Niederalkyl, Niedercycloalkyl, Niedercycloalkenyl oder Niedercycloalkyl—Niederalkyl bedeutet,

wobei der Begriff "Niederalkyl", alleine oder in Kombination, einen geradkettigen oder verzweigten Alkylrest bedeutet, der 1 bis 7 Kohlenstoffatome enthält;

der Begriff "Niederalkoxy" einen Niederalkylrest bedeutet, der über ein Sauerstoffatom gebunden ist;

der Begriff "Niedercycloalkyl", alleine oder in Kombination, einen Cycloalkylrest bedeutet, der 3 bis 7 Kohlenstoffatome enthält;

der Begriff "Niedercycloalkenyl" einen Cycloalkenylrest bedeutet, der 4 bis 7 Kohlenstoffatome enthält;

der Begriff "Aryl", alleine oder in Kombination, einen Phenyl- oder Naphthylrest, der gegebenenfalls einfach oder mehrfach mit Halogen, Niederalkyl, Niederalkoxy, Niederalkoxy-Niederalkyl, Trifluormethyl, Hydroxy, Hydroxy-Niederalkyl, Carbonsäure, Carbonsäureester, Nitro, Amino, Phenyl, wobei die Substituenten gleich oder verschieden sein können, und/oder mit einem Rest der Formel —Z—NR⁴R⁵ oder —Z—OR⁶ substituiert ist, wobei Z eine Spacergruppe bedeutet und R⁴ und R⁵ jeweils einzeln Wasserstoff oder Niederalkyl

bedeuten oder R⁴ und R⁵ zusammen mit dem Stickstoffatom, an das sie gebunden sind, einen 4-, 5- oder 6-gliedrigen gesättigten oder teilweise ungesättigten oder einen 5- oder 6-gliedrigen aromatischen heterocyclischen Rest, der ein oder mehrere Heteroatome, ausgewählt aus Stickstoff, Schwefel und Sauerstoff, enthält, und der gegebenenfalls mit Niederalkyl, Niederalkoxy und/oder Oxo substituiert ist und/oder der gegebenenfalls benzkondensiert ist, bedeuten und wobei R⁶ als H oder Niederalkyl definiert ist;

der Begriff "Spacergruppe" —(CH₂)_m—, wobei m für 1, 2, 3 oder 4 steht, und —O(CH₂)_n—, wobei n für 2, 3 oder 4 steht, bedeutet, wobei die Kohlenstoffatome der Kette —(CH₂)_m— gegebenenfalls mit Niederalkyl, Hydroxy—Niederalkyl oder Niederalkyloxy—Niederalkyl einfach oder di-substituiert sein können, wobei die Substituenten gleich oder verschieden sein können;

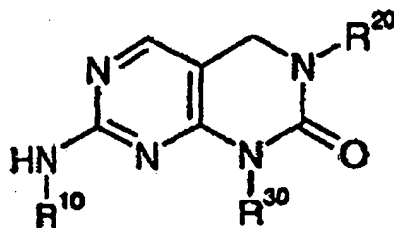
der Begriff "Heteroaryl", alleine oder in Kombination, einen 5- oder 6-gliedrigen heteroaromatischen Rest bedeutet, der ein oder mehrere Heteroatome, ausgewählt aus N, S und O, enthält und der benz-kondensiert und/oder in der gleichen Weise wie das vorstehend definierte "Aryl" substituiert sein kann; und

der Begriff "Halogen" Fluor, Chlor, Brom oder Iod bedeutet;

und pharmazeutisch verträgliche Salze von basischen Verbindungen der Formel I mit Säuren oder pharmazeutisch verträgliche Salze von sauren Verbindungen der Formel I mit Basen.

2. Verbindungen nach Anspruch 1, wobei der Begriff "Aryl", alleine oder in Kombination eine Phenyl- oder Naphthylgruppe bedeutet, die gegebenenfalls einfach oder mehrfach mit Halogen, Niederalkyl, Niederalkoxy, Trifluormethyl, Hydroxyl, Nitro, Amino und Phen substituiert ist.

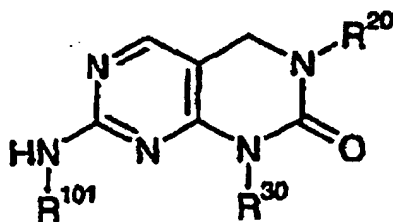
3. Verbindungen nach Anspruch 1 der allgemeinen Formel



(Ia)

wobei R¹⁰ Niederalkyl, Aryl oder Aryl-Niederalkyl bedeutet, R²⁰ Aryl bedeutet und R³⁰ Wasserstoff, Niederalkyl, Aryl oder Aryl-Niederalkyl bedeutet, wobei diese Begriffe in gleicher Weise wie in Anspruch 1 definiert sind.

4. Verbindungen nach Anspruch 3 der allgemeinen Formel



(Ia)

wobei R¹⁰¹ Aryl bedeutet, wobei der Begriff in gleicher Weise wie der Begriff Aryl in Anspruch 1 definiert ist und R²⁰ und R³⁰ die Bedeutung haben, die ihnen in Anspruch 3 gegeben wurde.

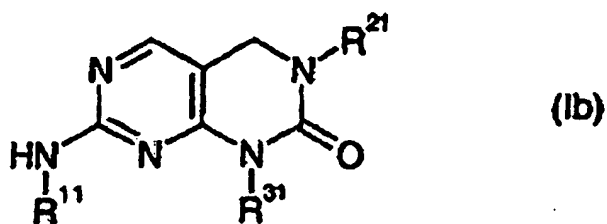
5. Verbindungen nach Anspruch 4, wobei R¹⁰¹ Phenyl bedeutet.

6. Verbindungen nach Anspruch 5, wobei R²⁰ Halogenphenyl bedeutet.

7. Verbindungen nach Anspruch 5, wobei R²⁰ 2,6-Dichlorphenyl bedeutet.

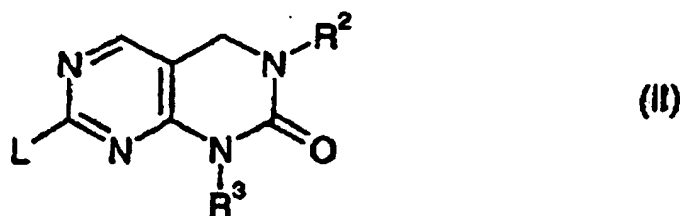
8. Verbindungen nach einem der Ansprüche 3 bis 7, wobei R³⁰ Phenyl bedeutet, das mit einem Rest der Formel —Z—NR⁴R⁵ substituiert ist, wobei Z eine Spacergruppe bedeutet und R⁴ und R⁵ jeweils einzeln Wasserstoff oder Niederalkyl bedeuten oder R⁴ und R⁵ zusammen mit dem Stickstoffatom, an das sie gebunden sind, einen 4-, 5- oder 6-gliedrigen gesättigten oder teilweise ungesättigten oder einen 5- oder 6-gliedrigen aromatischen heterocyclischen Rest, der ein oder mehrere Heteroatome, ausgewählt aus Stickstoff, Schwefel und Sauerstoff, enthält und der gegebenenfalls mit Niederalkyl, Niederalkoxy und/oder Oxo substituiert ist und/oder der gegebenenfalls benz-kondensiert ist, bedeuten.

9. Verbindungen nach Anspruch 1 der allgemeinen Formel



wobei R¹¹ Niederalkyl bedeutet, R²¹ Aryl bedeutet und R³¹ Heteroaryl—Niederalkyl bedeutet, wobei diese Begriffe in gleicher Weise wie in Anspruch 1 definiert sind.

- 15
10. Verbindungen nach Anspruch 9, wobei R¹¹ Isopropyl bedeutet.
11. Verbindungen nach Anspruch 9 oder 10, wobei R²¹ Halogenphenyl bedeutet.
12. Verbindung nach Anspruch 1, die 1-[3-(2-Aminoethyl)phenyl]-7-anilino-3-(2,6-dichlorphenyl)-3,4-dihydro-pyrimido [4,5-d]pyrimidin-2(1H)-on ist.
- 20
13. Verbindung nach einem der Ansprüche 1 bis 12 oder ein pharmazeutisch verträgliches Salz davon zur Verwendung als Medikament.
- 25
14. Verbindung nach Anspruch 13 zur Behandlung oder Prophylaxe von entzündlichen, immunologischen, onkologischen, bronchopulmonalen, dermatologischen und kardiovaskulären Störungen, zur Behandlung von Asthma, Störungen des zentralen Nervensystems oder diabetischen Komplikationen oder zur Vorbeugung von Transplantatabstoßung nach einer Transplantationsoperation.
- 30
15. Verfahren zur Herstellung der Verbindungen nach einem der Ansprüche 1 bis 12, wobei das Verfahren umfasst
- a) Umsetzen einer Verbindung der allgemeinen Formel



45

wobei R² und R³ die Bedeutung haben, die ihnen in Anspruch 1 gegeben wurde, mit der Maßgabe, dass jede vorhandene Hydroxy-, Amino- oder Carbonsäuregruppe in geschützter Form vorliegen kann, und L Benzylsulfonyl oder Niederalkansulfonyl bedeutet, mit einem Amin der allgemeinen Formel

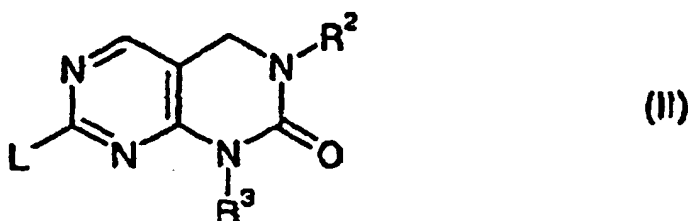


55

wobei R¹ die Bedeutung hat, die ihm in Anspruch 1 gegeben wurde, mit der Maßgabe, dass jede vorhandene Hydroxy-, Amino- oder Carbonsäuregruppe in geschützter Form vorliegen kann, und, falls notwendig, Umwandeln einer in dem Reaktionsprodukt vorliegenden geschützten Hydroxy- oder geschützten Amino- oder geschützten Carbonsäuregruppe in eine freie Hydroxy- oder freie Amino- oder freie Carbonsäuregruppe, oder

- b) zur Herstellung einer Verbindung der Formel I, wobei R¹ Wasserstoff bedeutet, Abspalten des Aryl-Methylrests von einer Verbindung der Formel I, wobei R¹ Aryl-Methyl bedeutet,
 und
 c) falls gewünscht, Umwandeln einer erhaltenen basischen Verbindung der Formel I in ein pharmazeutisch verträgliches Salz mit einer Säure oder Umwandeln einer erhaltenen sauren Verbindung der Formel I in ein pharmazeutisch verträgliches Salz mit einer Base.

16. Verbindungen der allgemeinen Formel

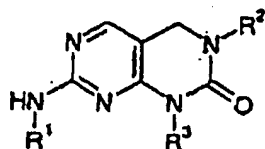


- wobei R² und R³ die Bedeutung haben, die ihnen in Anspruch 1 gegeben wurde, mit der Maßgabe, dass jede vorhandene Hydroxy-, Amino- oder Carbonsäuregruppe in geschützter Form vorliegen kann, und L Benzylsulfonyl oder Niederalkansulfonyl bedeutet.
17. Arzneimittelzubereitung, die eine Verbindung nach einem der Ansprüche 1 bis 12 oder ein pharmazeutisch verträgliches Salz davon in Verbindung mit einem kompatiblen pharmazeutischen Trägermaterial enthält.
18. Arzneimittelzubereitung nach Anspruch 17 zur Behandlung oder Prophylaxe von entzündlichen, immunologischen, onkologischen, bronchopulmonalen, dermatologischen und kardiovaskulären Störungen, zur Behandlung von Asthma, Störungen des zentralen Nervensystems oder diabetischen Komplikationen oder zur Vorbeugung von Transplantatabstoßung nach einer Transplantationsoperation.
19. Verfahren zur Herstellung einer Arzneimittelzubereitung, wobei das Verfahren Überführen einer oder mehrerer Verbindungen nach einem der Ansprüche 1 bis 11 oder eines pharmazeutisch verträgliches Salzes davon und, falls gewünscht, einer oder mehrerer anderer therapeutisch wertvoller Substanzen in eine galenische Verabreichungsform zusammen mit einem kompatiblen pharmazeutischen Träger umfasst.
20. Verfahren nach Anspruch 19, wobei die erhaltene Zubereitung zur Behandlung oder Prophylaxe von entzündlichen, immunologischen, onkologischen, bronchopulmonalen, dermatologischen und kardiovaskulären Störungen, zur Behandlung von Asthma, Störungen des zentralen Nervensystems oder diabetischen Komplikationen oder zur Vorbeugung von Transplantatabstoßung nach einer Transplantationsoperation bestimmt ist.
21. Verwendung einer Verbindung nach einem der Ansprüche 1 bis 12 oder eines pharmazeutisch verträgliches Salzes davon zur Herstellung eines Medikaments zur Behandlung oder Prophylaxe von Krankheiten.
22. Verwendung nach Anspruch 21 zur Behandlung oder Prophylaxe von entzündlichen, immunologischen, onkologischen, bronchopulmonalen, dermatologischen und kardiovaskulären Störungen, zur Behandlung von Asthma, Störungen des zentralen Nervensystems oder diabetischen Komplikationen oder zur Vorbeugung von Transplantatabstoßung nach einer Transplantationsoperation.
23. Verbindungen nach einem der Ansprüche 1 bis 12 und ihre pharmazeutisch verträgliches Salze, die nach dem in Anspruch 14 beanspruchten Verfahren oder nach einem dazu äquivalenten Verfahren hergestellt wurden.
24. Verbindungen nach einem der Ansprüche 1 bis 12 oder ein pharmazeutisch verträgliches Salz davon zur Verwendung als Medikament.
25. Verbindungen nach Anspruch 24 zur Behandlung oder Prophylaxe von entzündlichen, immunologischen, onkologischen, bronchopulmonalen, dermatologischen und kardiovaskulären Störungen, zur Behandlung von Asthma, Störungen des zentralen Nervensystems oder diabetischen Komplikationen oder zur Vorbeugung von Transplan-

tatabstoßung nach einer Transplantationsoperation.

Revendications

1. Composés ayant la formule générale :



(I)

dans laquelle

R¹ représente un atome d'hydrogène, un groupe alkyle inférieur, un groupe aryle, un groupe aryl-alkyle inférieur, un groupe hétéroaryle, un groupe hétéroaryl-alkyle inférieur, un groupe cycloalkyle inférieur ou un groupe cycloalkyle inférieur-alkyle inférieur,

R² représente un groupe alkyle inférieur, un groupe aryle, un groupe aryl-alkyle inférieur, un groupe hétéroaryle, un groupe hétéroaryl-alkyle inférieur, un groupe cycloalkyle inférieur ou un groupe cycloalkyle inférieur-alkyle inférieur, et

R³ représente un atome d'hydrogène, un groupe alkyle inférieur, un groupe aryle, un groupe aryl-alkyle inférieur, un groupe hétéroaryle, un(groupe hétéroaryl-alkyle inférieur, un groupe cycloalkyle inférieur, un groupe cycloalcényle inférieur ou un groupe cycloalkyle inférieur-alkyle inférieur,

dans laquelle le terme « alkyle inférieur », seul ou en combinaison signifie un groupe alkyle à chaîne linéaire ou à chaîne ramifiée comprenant de 1 à 7 atomes de carbone ;

le terme « alcoxy inférieur » signifie un groupe alkyle inférieur qui est lié par un atome d'oxygène ;

le terme « cycloalkyle inférieur », seul ou en combinaison signifie un groupe cycloalkyle comprenant de 3 à 7 atomes de carbone ;

le terme « cycloalcényle inférieur » signifie un groupe cycloalcényle comprenant de 4 à 7 atomes de carbone ;

le terme « aryle », seul ou en combinaison signifie un groupe phényle ou naphthyle qui est éventuellement substitué une ou plusieurs fois par un atome d'halogène, un groupe alkyle inférieur, un groupe alcoxy inférieur, un groupe alcoxy inférieure-alkyle inférieur, un groupe trifluorométhyle, un groupe hydroxy, un groupe hydroxy-alkyle inférieur, un acide carboxylique, un ester carboxylique, un groupe nitro, un groupe amino, un groupe phényle, dans lequel les substituants peuvent être identiques ou différents, et/ou par un groupe de formule - Z-NR⁴R⁵ ou -Z-OR⁶ dans laquelle Z représente un groupe espaceur et R⁴ et R⁵ représentent chacun individuellement un atome d'hydrogène ou un groupe alkyle inférieur ou R⁴ et R⁵ ensemble avec l'atome d'azote auquel ils sont attachés, représentent un groupe hétérocyclique saturé ou partiellement insaturé de 4, 5 ou 6 chaînons ou aromatique de 5 ou 6 chaînons qui comprend un ou plusieurs hétéroatomes choisis parmi les atomes d'azote, de soufre et d'oxygène et qui est éventuellement substitué par un groupe alkyle inférieur, un groupe alcoxy inférieur et/ou un groupe oxo et/ou qui est éventuellement benzocondensé, et dans laquelle R⁶ représente un atome d'hydrogène ou un groupe alkyle inférieur ;

le terme « groupe espaceur » signifie -(CH₂)_m- dans lequel m vaut 1, 2, 3 ou 4 et -O(CH₂)_n- dans lequel n vaut 2, 3 ou 4, dans lequel les atomes de carbone de la chaîne -(CH₂)_m- peuvent être éventuellement substitué une ou deux fois par un groupe alkyle inférieur, un groupe hydroxy-alkyle inférieur ou un groupe alkyloxy inférieur-alkyle inférieur, dans lequel les substituants peuvent être identiques ou différents ;

le terme « hétéroaryle », seul ou en combinaison, signifie un groupe hétéroaromatique de 5 ou 6 chaînons qui comprend un ou plusieurs hétéroatomes choisis parmi les atomes d'azote, de soufre et d'oxygène et qui peut être benzocondensé et/ou substitué de la même manière que pour le terme « aryle » ci-dessus ; et

le terme « atome d'halogène » signifie un atome de fluor, de chlore, de brome ou d'iode ;

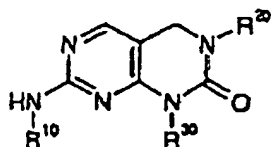
et des sels pharmaceutiquement acceptables de composés basiques de formule I avec des acides, ou des sels pharmaceutiquement acceptables de composés acides de formule I avec des bases.

2. Composés selon la revendication 1, dans lequel le terme « aryle », seul ou en combinaison signifie un groupe phényle ou naphthyle qui est éventuellement substitué une ou plusieurs fois par un atome d'halogène, un groupe alkyle inférieur, un groupe alcoxy inférieur, un groupe trifluorométhyle, un groupe hydroxy, un groupe nitro, un

groupe amino et un groupe phényle.

3. Composés selon la revendication 1 ayant la formule générale :

5



10

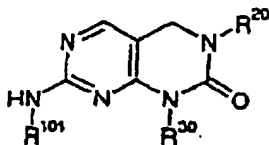
(Ia)

dans laquelle R¹⁰ représente un groupe alkyle inférieur, un groupe aryle ou un groupe aryl-alkyle inférieur, R²⁰ représente un groupe aryle et R³⁰ représente un atome d'hydrogène, un groupe alkyle inférieur, un groupe aryle ou un groupe aryl-alkyle inférieur, dans laquelle ces termes sont définis de la même manière que dans la revendication 1.

15

4. Composé selon la revendication 3 ayant la formule générale :

20



25

(Iai)

dans laquelle R¹⁰¹ représente un groupe aryle dont le terme est défini de la même manière que pour le terme aryle dans la revendication 1 et R²⁰ et R³⁰ ont la signification donnée dans la revendication 3.

30

5. Composés selon la revendication 4, dans lesquels R¹⁰¹ représente un groupe phényle.

35

6. Composés selon la revendication 5, dans lesquels R²⁰ représente un groupe halogénophényle.

7. Composés selon la revendication 5, dans lesquels R²⁰ représente un groupe 2,6-dichlorophényle.

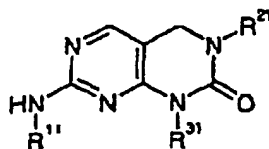
8. Composés selon l'une quelconque des revendications 3 à 7, dans lesquels R³⁰ représente un groupe phényle substitué par un groupe de formule -Z-NR⁴R⁵ dans laquelle Z représente un groupe espaceur et R⁴ et R⁵ représentent chacun individuellement un atome d'hydrogène ou un groupe alkyle inférieur ou R⁴ et R⁵ ensemble avec l'atome d'azote auquel ils sont attachés, représentent un groupe hétérocyclique saturé ou partiellement insaturé de 4, 5 ou 6 chaînons ou aromatique de 5 ou 6 chaînons qui comprend un ou plusieurs hétéroatomes choisis parmi les atomes d'azote, de soufre et d'oxygène et qui est éventuellement substitué par un groupe alkyle inférieur, un groupe alcoxy inférieur et/ou un groupe oxo et/ou qui est éventuellement benzocondensé.

40

45

9. Composés selon la revendication 1 ayant la formule générale :

50



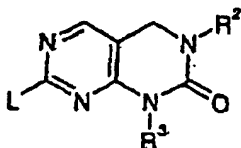
55

(Ib)

dans laquelle R¹¹ représente un groupe alkyle inférieur, R²¹ représente un groupe aryle et R³¹ représente un groupe hétéroaryl-alkyle inférieur, dans laquelle ces termes sont définis de la même manière que dans la revendication 1.

- 5 10. Composés selon la revendication 9, dans lesquels R¹¹ représente un groupe isopropyle.
11. Composés selon la revendication 9 ou 10, dans lesquels R²¹ représente un groupe halogénophényle.
- 10 12. Composé selon la revendication 1, qui est la 1-[3-(2-aminoéthyl)phényl]-7-anilino-3-(2,6-dichlorophényl)-3,4-dihydro-pyrimido[4,5-d]pyrimidin-2(1H)-one.
13. Composé selon l'une quelconque des revendications 1 à 12 ou un sel pharmaceutiquement acceptable de celui-ci pour une utilisation comme médicament.
- 15 14. Composé selon la revendication 13, pour le traitement ou la prophylaxie de troubles inflammatoires, immunologiques, oncologiques, bronchopulmonaires, dermatologiques et cardiovasculaires, pour le traitement de l'asthme, de troubles du système nerveux central ou de complications diabétiques ou pour la prévention d'un rejet du greffon après une transplantation chirurgicale.
- 20 15. Procédé de fabrication des composés selon l'une quelconque des revendications 1 à 12, lequel procédé comprend

a) la réaction d'un composé ayant la formule générale :



(II)

dans laquelle R² et R³ ont la signification donnée dans la revendication 1, à condition que tout groupe hydroxy, amino ou acide carboxylique présent puisse être sous une forme protégée et L représente un groupe benzylsulfonyle ou un groupe alcanesulfonyle inférieur, avec une amine ayant la formule générale :



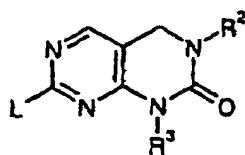
dans laquelle R¹ a la signification donnée dans la revendication 1, à condition que tout groupe hydroxy, amino ou acide carboxylique présent puisse être sous une forme protégée et, le cas échéant, la conversion d'un groupe hydroxy protégé, amino protégé ou acide carboxylique protégé présent dans le produit réactionnel en un groupe hydroxy libre, amino libre ou acide carboxylique libre,

ou

b) pour la fabrication d'un composé de formule I dans lequel R¹ représente un atome d'hydrogène, le clivage du groupe aryl-méthyle d'un composé de formule I dans laquelle R¹ représente un groupe aryl-méthyle, et

c) si souhaité, la conversion d'un composé basique de formule I obtenu sous la forme d'un sel pharmaceutiquement acceptable avec un acide, ou la conversion d'un composé acide de formule I obtenu par un sel pharmaceutiquement acceptable avec une base.

16. Composés ayant la formule générale :



(II)

5
10 dans laquelle R² et R³ ont la signification donnée dans la revendication 1, à condition que tout groupe hydroxy, amino ou acide carboxylique présent puisse être sous une forme protégée et L représente un groupe benzylsulfonyle ou un groupe alcanesulfonyle inférieur.

- 15 17. Préparation pharmaceutique comprenant un composé selon l'une quelconque des revendications 1 à 12 ou un sel pharmaceutiquement acceptable de celui-ci en combinaison avec un matériau support pharmaceutique compatible.
- 20 18. Préparation pharmaceutique selon la revendication 17, qui est pour le traitement ou la prophylaxie de troubles inflammatoires, immunologiques, oncologiques, bronchopulmonaires, dermatologiques et cardiovasculaires, pour le traitement de l'asthme, de troubles du système nerveux central ou de complications diabétiques ou pour la prévention d'un rejet du greffon après une transplantation chirurgicale.
- 25 19. Procédé pour la production d'une préparation pharmaceutique, lequel procédé comprend la transformation d'un ou plusieurs composés selon l'une quelconque des revendications 1 à 11 ou un sel pharmaceutiquement acceptable de celui-ci et, si souhaité, d'une ou plusieurs autres substances thérapeutiquement importantes en une forme d'administration galénique avec un support pharmaceutique compatible.
- 30 20. Procédé selon la revendication 19, dans lequel la préparation obtenue est pour le traitement ou la prophylaxie de troubles inflammatoires, immunologiques, oncologiques, bronchopulmonaires, dermatologiques et cardiovasculaires, pour le traitement de l'asthme, de troubles du système nerveux central ou de complications diabétiques ou pour la prévention d'un rejet du greffon après une transplantation chirurgicale.
- 35 21. Utilisation d'un composé selon l'une quelconque des revendications 1 à 12 ou d'un sel pharmaceutiquement acceptable de celui-ci pour la fabrication d'un médicament destiné au traitement ou à la prophylaxie de maladies.
- 40 22. Utilisation selon la revendication 21, qui est pour le traitement ou la prophylaxie de troubles inflammatoires, immunologiques, oncologiques, bronchopulmonaires, dermatologiques et cardiovasculaires, pour le traitement de l'asthme, de troubles du système nerveux central ou de complications diabétiques ou pour la prévention d'un rejet du greffon après une transplantation chirurgicale.
- 45 23. Composés selon l'une quelconque des revendications 1 à 12 et leurs sels pharmaceutiquement acceptables, lorsqu'ils sont préparés d'après le procédé selon la revendication 14 ou d'après un procédé équivalent.
- 50 24. Composés selon l'une quelconque des revendications 1 à 12 ou un sel pharmaceutiquement acceptable de celui-ci pour une utilisation en tant que médicament.
- 55 25. Composés selon la revendication 24 pour le traitement ou la prophylaxie de troubles inflammatoires, immunologiques, oncologiques, bronchopulmonaires, dermatologiques et cardiovasculaires, pour le traitement de l'asthme, de troubles du système nerveux central ou de complications diabétiques ou pour la prévention d'un rejet du greffon après une transplantation chirurgicale.